



INTERMEC
AUTOMOTIVE

LUZ DE FREIO • EMBREAGEM • PRESSÃO DO ÓLEO • LUZ DE RÉ
PNEUMÁTICOS • TRANSFERÊNCIA • DIREÇÃO HIDRÁULICA



CATÁLOGO

INTERRUPTORES AUTOMOTIVOS

INDÚSTRIA
BRASILEIRA





SOBRE NÓS

Fundada em 1996 em São Bernardo do Campo - SP, a Intermec Automotive evoluiu significativamente dentro da indústria automotiva, estabelecendo-se como referência em tecnologia e inovação. Desde 2005, nossa sede está em Holambra - SP, onde empregamos um maquinário de última geração que abrange todo o ciclo de produção, desde a concepção até a montagem final.

EXCELÊNCIA TÉCNICA E PRODUÇÃO NACIONAL

Na Intermec Automotive, contamos com um corpo técnico altamente qualificado, cuja dedicação e expertise alimentam nossa busca incessante por melhoria contínua. Nos orgulhamos de oferecer produtos 100% fabricados nacionalmente, aproveitando ao máximo as competências de nossos colaboradores locais para contribuir com o fortalecimento da indústria nacional.

Com foco na qualidade intrínseca de nossos interruptores e sensores automotivos, seguimos rigorosamente os projetos originais das montadoras. Essa dedicação ao padrão de excelência nos permite entregar não apenas produtos de alta confiabilidade, como também um excepcional custo-benefício aos nossos clientes e usuários finais.

POLÍTICA DE QUALIDADE

Nos comprometemos com a melhoria contínua de todos os processos envolvidos em projetar, desenvolver e fabricar nossos produtos. Nossos métodos automatizados e internos garantem que cada etapa do processo de produção seja minuciosamente controlada, resultando no mais alto padrão de qualidade. Assim, asseguramos o fornecimento de soluções que atendem ou superam os requisitos regulamentares aplicáveis, proporcionando confiança e satisfação para distribuidores e reparadores automotivos.

NOSSA MISSÃO E VISÃO

Missão: Fabricar e oferecer interruptores automotivos nacionais de alta qualidade que igualem ou superem os padrões das montadoras, criando valor para nossos distribuidores e técnicos reparadores com produtos confiáveis e acessíveis.

Visão: Ser reconhecida como líder em qualidade no segmento de interruptores automotivos na América Latina, ampliando nossa presença global enquanto promovemos impacto social positivo através do desenvolvimento comunitário e de colaboradores.

Explore nossas soluções e descubra como a Intermec Automotive pode apoiar suas operações com produtos de qualidade impecável, projetados para atender às demandas rigorosas do mercado automotivo de hoje e do futuro.



CERTIFICAÇÃO ISO 9001

Desde 2012 auditada e certificada encontrando-se em conformidade com os requisitos da norma ISO 9001:2015

1 ANO
DE GARANTIA



PRODUTOS TESTADOS
UM POR UM

100% PADRÃO NACIONAL

ISO 9001



CATEGORIAS DE PRODUTOS

	LUZ DE FREIO	14	
	EMBREAGEM	22	
	PRESSÃO DO ÓLEO	23	
	LUZ DE RÉ	34	
	PNEUMÁTICOS	43	
	TRANSFERÊNCIA	46	
	DIREÇÃO HIDRÁULICA	50	

Catálogo Eletrônico

Baixe e instale agora mesmo o catálogo eletrônico e consulte facilmente toda nossa linha de produtos através do computador.



Link para Baixar

www.baixecatalogo.com.br/catalogo/intermec-automotive

APP Intermec

Instale o aplicativo para Android e consulte facilmente toda nossa linha de produtos através do seu smartphone.



DISPONÍVEL NO
Google Play




Download on the
App Store

Aponte a câmera do celular para o QR Code, clique no link e instale nosso APP no seu celular. Disponível para Android e IOS.

Contato



 [intermecautomotive](https://www.instagram.com/intermecautomotive)

 (19) 93618-0647
(19) 3802-3131

LOCAL

Rua Rota dos Imigrantes, 2249
Holambra SP • CEP 13.825-067

www.intermecautomotive.com.br

INFORMAÇÕES TÉCNICAS

PROCESSO DE QUALIDADE IMPECÁVEL

A excelência em qualidade da Intermec Automotive é alcançada através de rigorosos processos de projeto, planejamento e controle em todas as etapas de desenvolvimento e fabricação de nossos produtos. Utilizando sistemas automatizados, com equipamentos projetados e construídos internamente, garantimos não só alta produtividade mas também o cumprimento de nossos elevados padrões de qualidade - o que nos diferencia no mercado.

Cada produto passa por extensivos testes durante o desenvolvimento e somente faz parte do nosso portfólio após ser aprovado em rigorosas avaliações de desempenho. Além disso, durante a produção, aplicamos uma inspeção automatizada em 100% das peças, assegurando que cada item embalado funcione corretamente e atenda aos nossos altos requisitos de qualidade.

DIFERENCIAIS TÉCNICOS: INTERRUPTORES DE PRESSÃO DO ÓLEO BLINDADOS

Os interruptores de pressão do óleo da Intermec Automotive exemplificam nosso compromisso com a qualidade superior. Projetados para operar em condições extremas, esses componentes são blindados com uma estrutura de câmara dupla, conforme exigido pelas montadoras. Equipados com junta de vedação e diafragma de KAPTON (material que resiste até 400°C !!), garantem durabilidade e segurança.



SUPERIOR

Câmara elétrica que abriga os componentes para calibração e contato elétrico.

INFERIOR

Câmara de pressão que contém componentes submetidos à pressão do óleo do motor.

A concepção de câmaras duplas hermeticamente vedadas impede vazamentos, prolongando assim a vida útil dos produtos e assegurando performances consistentes.



Câmara Dupla lacrada para resistir a pressão do óleo, evitando vazamentos.



CERTIFICAÇÃO E COMPROMISSO COM QUALIDADE

A Intermec Automotive é certificada pela SGS segundo a norma ISO 9001:2015, o que ressalta nosso comprometimento com processos auditados e fiscalizados regularmente para garantir produtos automotivos de alta qualidade. Nosso compromisso é entregar aos clientes sensores e interruptores que não só atendem como superam os padrões exigidos.

Explore os benefícios de nossa linha de produtos e experimente a tecnologia e confiabilidade que só a Intermec Automotive pode oferecer



MONTADORA	LUZ DE FREIO	EMBREAGEM	PRESSÃO DO ÓLEO	LUZ DE RÉ	PRESSÃO DA DIREÇÃO HIDRÁULICA
ACURA			4082		
ALFA ROMEO	2384 - 2399 - 2411	2342	4067	6074 - 60114	
AUDI	2414	2357 - 2408 - 2440	4058 - 4064 - 4071 - 4085 - 4087 - 40102 - 40103 - 40106	6083 - 60122	9002
BMW			4017		
BUICK			4002		
BYD	2417				
CADILLAC			4002		
CHERY			4059 - 4088	60116	
CHRYSLER			4054 - 4088 - 40101		
CITROEN	2319 - 2359 - 2363 - 2384 - 2411	2342	4034 - 4046 - 4096	6029 - 6030 - 6043 - 6045	9005 - 9006
DAIHATSU			4081 - 4083	6073	
DODGE			4054 - 40101		
EAGLE			4054		
FIAT	2341 - 2344 - 2372 - 2377 - 2383 - 2384 - 2385 - 2393 - 2399 - 2411	2342 - 2449 - 2453	4007 - 4045 - 4046 - 4050 - 4056 - 4074 - 40101 - 40111	6029 - 6033 - 6035 - 6045 - 6051 - 60114	
FORD	2343 - 2373 - 2375 - 2379 - 2381 - 2411		4001 - 4021 - 4022 - 4024 - 4034 - 4051 - 4069 - 4072 - 4073 - 4083	6019 - 6022 - 6053 - 6055 - 6061 - 6079 - 6087 - 6088 - 6089 - 6090 - 6099 - 60105 - 60125	9001 - 9004
FORD WILLYS	2350		4011		
GM	2340 - 2371 - 2376 - 2387 - 2415		4002 - 4057 - 4060 - 4065 - 4074 - 4075 - 4078 - 4079 - 4096 - 4097 - 4099 - 40112	6037 - 6052 - 6066 - 6070 - 6077 - 6078 - 60119 - 60120	
GMC			4002		
GURGEL			4090		
HONDA			4017 - 4080 - 4082 - 4084	6048	9009
HYUNDAI			4003 - 4081 - 4083 - 4084	6031 - 60107	
INFINITI	2415		4016		
ISUZU			4002		
IVECO				6059 - 60106 - 60111	
JAC MOTORS			4080		
JAGUAR	2411		4034		
JEEP	2411		4054 - 4074 - 40101 - 40111		
KIA			4003 - 4080 - 4081	6031 - 6063 - 60107	
LADA	2372		4044	6012	
LANCIA	2411			6074 - 60114	
LAND ROVER	2411		4017 - 4034 - 4062 - 4091 - 4096 - 40105 - 40107		
LINCOLN			4001		
MAZDA			4081 - 4082 - 4083 - 4096		
MERCEDES-BENZ	2353		4090	6016 - 6017 - 6020 - 6032 - 6056 - 6075	
MERCURY			4001		
MG			4017		
MINI			4096		
MITSUBISHI	2396 - 2411		4014 - 4080	6040	
NISSAN	2415 - 2417	2447	4005 - 4008 - 4016 - 4084 - 4096 - 4099	6040 - 6076	
OLDSMOBILE			4002		
OPEL	2396	2447	4017	6040	
PEUGEOT	2319 - 2344 - 2359 - 2362 - 2363 - 2384 - 2411	2342	4014 - 4034 - 4046 - 4076 - 4095 - 4096	6029 - 6030 - 6043 - 6045	9003 - 9005 - 9006
PLYMOUTH			4054		
PONTIAC			4002		
PORSCHE	2414		4058 - 4064 - 4085 - 40102 - 40103	6073	
RENAULT	2354 - 2396 - 2409	2447	4005 - 4008 - 4015 - 4016 - 4061 - 4076 - 4089 - 40100	6040 - 6045 - 6076	9003 - 9007
ROVER			4017		
SATURN			4002		
SEAT	2379 - 2414	2408	4052 - 4069 - 4071 - 4072 - 4085 - 4087 - 40102	6028	
SMART			4014		
SUBARU	2415				
SUZUKI	2415		4080	6043 - 6052	
TOYOTA			4080 - 4081 - 4082	60115 - 6073	
VOLVO			4089		
VW	2310 - 2367 - 2370 - 2375 - 2379 - 2381	2357 - 2408 - 2440	4000 - 4044 - 4052 - 4058 - 4064 - 4069 - 4070 - 4071 - 4072 - 4073 - 4085 - 4087 - 40102 - 40103 - 40106	6011 - 6022 - 6023 - 6028 - 6044 - 6060 - 6079 - 6088 - 6099 - 60122	9001 - 9002

LINHA PESADA / AGRÍCOLA

MONTADORA	LUZ DE FREIO	EMBREGEM	PRESSÃO DO ÓLEO	LUZ DE RÉ	PNEUMÁTICO	TRANSFERÊNCIA
AGRALE	2320		4004 - 4006 - 4033 - 4037	6058 - 6064 - 60123	8022	8515 - 8524
CAN-AM			40110			
CASE			4041 - 4066 - 4098			
CBT			4033			
CITROEN			4014			
CUMMINS			4004 - 4006 - 4048 - 4093			
DAEWOO	2376					
DAF				6054		8534
DODGE			4004 - 4006			
EATON				6038 - 6057 - 6058 - 6061 - 6064 - 6069 - 6078 - 60103 - 60123		8515 - 8516 - 8524 - 8529
EXIMPORT			4019 - 4020			
FIAT			4047			
FIAT ALLIS	2314		4094			
FORD	2311 - 2312 - 2313 - 2326 - 2386	2321	4004 - 4006 - 4023 - 4028 - 4040 - 4041 - 4043 - 4044 - 4048 - 4093	6024 - 6057 - 6058 - 6064 - 6065 - 6068 - 6069 - 60127	8076 - 8085	8515 - 8516 - 8529 - 8534 - 8542
GM			4035 - 4055	6058 - 6080		8537
GMC				6068 - 6078		
HUMMER			4002			
INTERNATIONAL				6058		8516
IVECO	2411 - 2421 - 2424	2420	4042 - 4049	6038 - 6056 - 6058 - 6078 - 60101 - 60127		8515 - 8516 - 8524 - 8534
J.I.CASE					8022	
JACTO						8515
JCB CATERPILLAR			40113			
JOHN DEERE	2346		4013 - 4030 - 4031			8547 - 8555
KIA	2392					
LAND ROVER						8530
MAN				6054		8516 - 8534
MÁQUINAS SVEDALA - ROLOS COMPACTADORES			4040			
MASSEY FERGUSON			4018 - 4063			
MAXION			4012			
MERCEDES-BENZ	2320 - 2325 - 2356 - 2358 - 2360 - 2364 - 2365 - 2366 - 2374 - 2388 - 2394 - 2403 - 2464 - 2465 - 2466		4033 - 4086	6013 - 6014 - 6021 - 6027 - 6038 - 6041 - 6049 - 6050 - 6054 - 6057 - 6058 - 6072 - 6081 - 6084 - 60103	8000 - 8011 - 8022 - 8033 - 8044 - 8045 - 8055 - 8070 - 8086 - 8088 - 8089 - 8090 - 8091 - 8095 - 8096	8515 - 8516 - 8519 - 8520 - 8521 - 8525 - 8526 - 8528 - 8529 - 8532 - 8534 - 8535 - 8543 - 8544 - 8545
MITSUBISHI				6078		
MWM			4032 - 4039 - 4099			
NEW HOLLAND			4009 - 4010 - 4033 - 4040			
NISSAN						
PERKINS			40117			
POCLAIN			4041			
RANDON				6049		
RENAULT	2355 - 2397					
RENAULT TRUCKS						8550 - 8551
SCANIA			4068	6018 - 6049 - 6054 - 6092 - 60104	8000 - 8001 - 8056 - 8066 - 8073 - 8078 - 8080	8511 - 8512 - 8513 - 8516 - 8523 - 8527 - 8531 - 8532 - 8534 - 8538
STEMAC			4025			
TAC				6078		
TOYOTA	2395		4033 - 4035	6071		8514
TROLLER	2333			6078		
TRW				60104		
UNIVERSAL / INDUSTRIAL			4025 - 4038			
VALMET	2317 - 2346		4033 - 4092			
VALTRA			4018 - 4032 - 4077			
VALTRA / VALMET	2349					
VDO					8000	
VOLARE				6078		
VOLVO	2329 - 2337 - 2361 - 2368 - 2369 - 2378 - 2389 - 2390 - 2391 - 2396 - 2407 - 2411		4026 - 4029 - 4066 - 4082 - 4093	6014 - 6025 - 6040 - 6047 - 6049 - 6057 - 60104 - 60126	8000 - 8074 - 8082 - 8084 - 8097 - 8098 - 8099	8516 - 8518 - 8522 - 8529 - 8533 - 8534 - 8548 - 8550 - 8551
VW	2330 - 2380 - 2400 - 2419	2321	4004 - 4006 - 4027 - 4039 - 4048 - 4093	6024 - 6038 - 6056 - 6058 - 6064 - 6067 - 6068 - 6069 - 6080 - 60123 - 60127	8045 - 8077 - 8087 - 8092 - 8093 - 8094	8515 - 8516 - 8517 - 8519 - 8524 - 8528 - 8534 - 8536
WABCO	2311 - 2353					
ZF				6017 - 6021 - 6049 - 6050 - 6058 - 6075		8516 - 8519 - 8520 - 8521 - 8534

MONTADORA	CÓD. ORIGINAL	CÓD. INTERMEC
ACURA	37240-PHM-003	4082
ACURA	37241-RNA-A01	4082
AGRALE	2R0.906.051D	4004
AGRALE	2R0.906.051	4004
AGRALE	2R0.906.051.E	4004
AGRALE	8005.111.033.08.8	4033
AGRALE	7009.007.014.00.8	4037
AGRALE	6112004039001	6038
AGRALE	6007.011.346.00.3	6058
AGRALE	6006.004.190.00.6	6064
AGRALE	6007.011.007.00.1	8022
AGRALE	6010004448000	8515
AGRALE	6025.004.025.00.4	8524
AGRALE	6020004190007	60123
ALFA ROMEO	46742976	2342
ALFA ROMEO	46840511	2342
ALFA ROMEO	46.433.243	2384
ALFA ROMEO	46.519.703	2384
ALFA ROMEO	7.627.401	2399
ALFA ROMEO	50512681	2411
ALFA ROMEO	50520116	2411
ALFA ROMEO	52162684	2411
ALFA ROMEO	52092117	2411
ALFA ROMEO	53378929	2411
ALFA ROMEO	53420393	2411
ALFA ROMEO	60513055	4067
ALFA ROMEO	60568392	4067
ALFA ROMEO	60811423	6074
ALFA ROMEO	46434553	60114
ALFA ROMEO	60814251	60114
AUDI	1J0.927.189	2357
AUDI	1J0.927.189	2357
AUDI	1J0.927.189.C	2408
AUDI	1J0.927.189.E	2408
AUDI	1J0.927.189.F	2408
AUDI	6Q0.927.189	2408
AUDI	7H0.927.189	2408
AUDI	8E0.927.189.B	2408
AUDI	1K2.945.511	2414
AUDI	1J0.945.511.A	2414
AUDI	1J0.945.511.E	2414
AUDI	8Z0.945.511	2414
AUDI	1H0.927.189.D	2440
AUDI	059.919.081H	4058
AUDI	059.919.081E	4058
AUDI	079.919.081	4064
AUDI	056.919.081.E	4071
AUDI	056.919.081.D	4071
AUDI	06A.919.081.A	4085
AUDI	06A.919.081.D	4085
AUDI	06A.919.081.J	4085
AUDI	06A.919.081.F	4085
AUDI	06A.919.081.E	4085
AUDI	036.919.081.A	4087
AUDI	036.919.081.B	4087
AUDI	036.919.081.C	4087
AUDI	036.919.081.D	4087
AUDI	036.919.081.C	4087
AUDI	02T.945.415P	6083
AUDI	1J0.919.081	9002
AUDI	038.919.081	40103
AUDI	038.919.081.C	40103
AUDI	038.919.081.D	40103
AUDI	038.919.081.H	40103
AUDI	038.919.081.K	40103
AUDI	06D.919.081B	40106
AUDI	02K.945.415.K	60122
AUDI	04E.919.081A	40102
AUDI	06E.919.081F	40102
AUDI	06H.919.081	40102
AUDI	06H.919.081A	40102
AUDI	06K.919.081	40102

MONTADORA	CÓD. ORIGINAL	CÓD. INTERMEC
BMW	12611710509	4017
BMW	12611730160	4017
BMW	756848001	4017
BMW	12610150684	4017
BMW	12612367061	4017
BMW	12617568480	4017
BMW	12617620512	4017
BMW	12618611273	4017
BYD	VBH-4134200CZ	2417
CAN-AM	256915	40110
CAN-AM	420256915	40110
CASE	E.064.421	4041
CASE	E62038	4066
CHERY	A11-3810010BC	4059
CHERY	372-1002070	4088
CHERY	9131810010	4088
CHERY	015301960AA	6079
CHERY	511-3729011	60116
CHRYSLER	1510875	4054
CHRYSLER	4608303	4054
CHRYSLER	4608303AB	4054
CHRYSLER	4609026	4054
CHRYSLER	4687649	4054
CHRYSLER	4707670	4054
CHRYSLER	5149098AA	4054
CHRYSLER	7B09.19081.A	4054
CHRYSLER	88924460	4054
CHRYSLER	M04687649	4054
CHRYSLER	4707051	40101
CHRYSLER	4868672AA	40101
CHRYSLER	5149059AA	40101
CHRYSLER	5149097AA	40101
CHRYSLER	PS535	40101
CITROEN	96.346.679.80	2319
CITROEN	96.434.788.80	2359
CITROEN	16.064.804.80	2359
CITROEN	96.506.884.80	2359
CITROEN	96.656.023.80	2359
CITROEN	4534.48	2359
CITROEN	4534.63	2359
CITROEN	4534.65	2359
CITROEN	96.040.821	2363
CITROEN	4534.29	2384
CITROEN	1131.J2	4034
CITROEN	96.018.110	6029
CITROEN	2257.41	6030
CITROEN	2257.33	6030
CITROEN	96018108	6030
CITROEN	2257.52	6043
CITROEN	2257.53	6045
CITROEN	2257.42	6045
CITROEN	96.778.096.80	9005
CITROEN	4015.09	9006
CITROEN	9677899580	9006
CITROEN	1131.K4	4014
CUMMINS	4076930	4006
CUMMINS	3977579	4093
CUMMINS	2897324	4004
CUMMINS	2R0.919.081	4048
DAF	1620905	6054
DAF	641959	6054
DAF	1232373	8534
DAF	1447974	8534
DAIHATSU	83530.30060	4081
DAIHATSU	83530-14030	4083
DAIHATSU	83530-87705	4083
DAIHATSU		6073
DODGE	2897324	4004
DODGE	68002994AA	4006
DODGE	1510875	4054
DODGE	4608303	4054
DODGE	4608303AB	4054

MONTADORA	CÓD. ORIGINAL	CÓD. INTERMEC
DODGE	4609026	4054
DODGE	4687649	4054
DODGE	4707670	4054
DODGE	5149098AA	4054
DODGE	7B09.19081.A	4054
DODGE	88924460	4054
DODGE	M04687649	4054
DODGE	468672AA	40101
DODGE	4707051	40101
DODGE	4868672AA	40101
DODGE	5149059AA	40101
DODGE	5149097AA	40101
DODGE	PS535	40101
EATON	22940	6038
EATON	2771532	6057
EATON	3315631	6058
EATON	3348746	6061
EATON	4304808	6064
EATON	3003451	6069
EATON	22941	8515
EATON	1010127	8516
EATON	4304809	8524
EATON	8880315	8529
EATON	3348633	60101
EATON	3361192	60103
EATON	3344519	60103
EATON	3362097	60104
FIAT	46840510	2341
FIAT	60669020	2341
FIAT	46840511	2342
FIAT	46742976	2342
FIAT	46834703	2342
FIAT	606885431	2342
FIAT	60816500	2342
FIAT	46742974	2344
FIAT	51713873	2344
FIAT	4.345.643	2372
FIAT	5.964.877	2377
FIAT	82444120	2383
FIAT	82419960	2383
FIAT	7619084	2383
FIAT	7619028	2383
FIAT	46.433.243	2384
FIAT	46.519.703	2384
FIAT	7.619.027	2385
FIAT	8.283.048	2393
FIAT	7.627.401	2399
FIAT	71742588	2402
FIAT	50512681	2411
FIAT	50520116	2411
FIAT	52162684	2411
FIAT	52092117	2411
FIAT	53378929	2411
FIAT	53420393	2411
FIAT	46784314	2449
FIAT	68345587AA	2453
FIAT	7.502.811	4045
FIAT	46420838	4046
FIAT	4859913	4046
FIAT	500312468	4046
FIAT	4859914	4046
FIAT	50008757	4046
FIAT	55202374	4046
FIAT	60593844	4046
FIAT	60593845	4046
FIAT	60808371	4046
FIAT	71749462	4046
FIAT	7681395	4046
FIAT	7705830	4046
FIAT	7706596	4046
FIAT	504310254	4046
FIAT	5801891612	4046

MONTADORA	CÓD. ORIGINAL	CÓD. INTERMEC
FIAT	798.551.65	4047
FIAT	7.710.826	4050
FIAT	7.511.028	4056
FIAT	7.084.483	4074
FIAT	500.312.468	4074
FIAT	55.202.374	4074
FIAT	55270192	4074
FIAT	55354378	4074
FIAT	9609352480	6029
FIAT	9601811080	6029
FIAT	5.994.949	6033
FIAT	7.588.520	6035
FIAT	46410523	6035
FIAT	50004425	6035
FIAT	963.387.5680	6045
FIAT	965.987.0380	6045
FIAT	966.290.6780	6045
FIAT	K68094217AA	6045
FIAT	55203408	6051
FIAT	46410524	6051
FIAT	K68003360AA	40101
FIAT	K05149097AA	40101
FIAT	46337579	40111
FIAT	46434553	60114
FIAT	60814251	60114
FIAT	K68097162AA	60114
FIAT	K68110115AA	60114
FIAT ALLIS	FG190.110.200	2314
FIAT ALLIS	75.254.585	2314
FIAT ALLIS	87.457.220	2314
FIAT ALLIS	7.522.40.69	4094
FIAT ALLIS	43.72.485	4094
FORD	96TU.18737.AA	2311
FORD	ESHT.13480.AA	2313
FORD	4C45.13480.AA	2313
FORD	85HU.2W067.AA	2321
FORD	XC45.13480.BA	2326
FORD	8C45.13480.AA	2326
FORD	EGHZ.2A574.A	2343
FORD	69.541	2373
FORD	71BB.13480.AD	2375
FORD	191.945.515	2379
FORD	82GB.13480.AA	2381
FORD	3565.13480.AA	2381
FORD	BD7T.13480.A	2386
FORD	TJG.945.515	2386
FORD	CS51.13480.AA	2411
FORD	8T4T.9G854.AA	2411
FORD	7E5T.9G854.AA	2411
FORD	6W83.13480.AB	2411
FORD	6E5T.96854.AA	2411
FORD	1820183	2411
FORD	6USZ.9278.J	4001
FORD	BHOX.9D290.AA	4004
FORD	BHOX.2D290.AA	4006
FORD	E9SZ.9278.A	4021
FORD	E9SC.9278.AA	4021
FORD	BF7T.9278.A	4021
FORD	89HU.9278.AA	4022
FORD	B6A.9278.A	4022
FORD	D6NN.9278.A	4022
FORD	EGHT.9278.AA	4023
FORD	92BB.9278.AA	4024
FORD	92BB.9278.BB	4024
FORD	90AB.9278.AB	4024
FORD	BF8T.9278.AA	4028
FORD	BF9T.9278.AA	4028
FORD	3M51.9278.AA	4034
FORD	3M51.9278.AB	4034
FORD	3M51.9278.AC	4034
FORD	157A.9278.AA	4034
FORD	157Z.9278.AA	4034

MONTADORA	CÓD. ORIGINAL	CÓD. INTERMEC
FORD	3S71.9278.AA	4034
FORD	3S71.9278.AB	4034
FORD	3S71.9278.AC	4034
FORD	98AB.9278.AA	4034
FORD	98AB.9278.CA	4034
FORD	98AB.9278.A1A	4034
FORD	98AB.9278.A2A	4034
FORD	XS2Z.9278.AA	4034
FORD	B6A.9278.A	4040
FORD	BD7T.9178.AA	4041
FORD	25L.919081	4043
FORD	XC45.9278.AA	4043
FORD	79MU.9278.A	4044
FORD	86AU.9278.AA	4044
FORD	BG5X.9F479.CA	4048
FORD	6USZ.9278.D	4051
FORD	1USZ.9278.DA	4051
FORD	1LSZ.9278.GA	4051
FORD	F8AZ.9278.DA	4051
FORD	G1CZ.9278.B	4051
FORD	GC3Z.9278.B	4051
FORD	1LSZ.9278.AA	4051
FORD	1USZ.9278.GA	4051
FORD	6USZ.9278.G	4051
FORD	1F2118501A	4051
FORD	PS312	4051
FORD	1F2118501	4051
FORD	026.919.081.1	4069
FORD	027.919.081-1	4072
FORD	030.919.081.1	4072
FORD	029.919.081.1	4073
FORD	029.919.081.2	4073
FORD	3024539	4083
FORD	3600688	4083
FORD	E9BZ.9278.A	4083
FORD	BH1X.9D290.AA	4093
FORD	BG6X.9D290.AA	4093
FORD	75MU.15520.A	6019
FORD	014.941.521.1	6022
FORD	XS4T.15520.AA	6053
FORD	XS4Z.15520.A	6053
FORD	XZ4T.15520.AA	6053
FORD	079N.U15520.A	6055
FORD	BH3X.15520.AA	6057
FORD	BG1T.15520.A	6061
FORD	F7HZ.15520.CB	6064
FORD	F7HT.15520.CB	6064
FORD	BF8T.15520.A	6065
FORD	TE6.941.521	6068
FORD	88HU.15520.AA	6069
FORD	C9TZ.15520.C	6069
FORD	6LSZ.15520.A	6069
FORD	F4TB.15520.AA	6069
FORD	BF8T.15520.A	6069
FORD	547.941.521	6079
FORD	002.945.415.A	6079
FORD	002.945.415.B	6079
FORD	005.566.119	6079
FORD	020.945.415.A	6079
FORD	2N15.15520.AA	6087
FORD	2N15.15520.AB	6087
FORD	77FG.15520.AA	6088
FORD	YS61.15520.AB	6089
FORD	97FG.15520.AB	6089
FORD	97FG.15520.AC	6089
FORD	97FG.15520.A2A	6090
FORD	020.941.521.A	6099
FORD	5C45.9C872.AA	8076
FORD	EC45.13480.AA	8085
FORD	BC45.9C872.AA	8085
FORD	2RP.927.145	8515
FORD	BH1X.7E194.AA	8516

MONTADORA	CÓD. ORIGINAL	CÓD. INTERMEC
FORD	BH3X.15520.BA	8529
FORD	1232373	8534
FORD	1447974	8534
FORD	BH1X.45062.AA	8542
FORD	96FP.3N824.BA	9001
FORD	F3TZ.3N824.A	9001
FORD	ESTZ.3N824.A	9001
FORD	F37A.3N824.AA	9001
FORD	94BP.3N824.AA	9001
FORD	1W4Z.3N824.DA	9004
FORD	98AB.3N824	9004
FORD	656Z.15520.AA	60105
FORD	9MST.15520.AA	60105
FORD	656T.15520.AA	60105
FORD	BH5X.15520.AA	60127
FORD WILLYS	17013	2350
FORD WILLYS	65.697	4011
GM	1.997.725	2340
GM	94.624.834	2340
GM	90059582	2371
GM	7323592	2371
GM	3458283	2371
GM	90196375	2376
GM	90504499	2376
GM	93213041	2376
GM	70323592	2387
GM	93307732	2415
GM	93384308	2415
GM	12570964	4002
GM	12576388	4002
GM	12579946	4002
GM	12590793	4002
GM	12611588	4002
GM	12635957	4002
GM	1511069	4002
GM	8125709640	4002
GM	8125907930	4002
GM	8126115880	4002
GM	94.600.398	4035
GM	732124694600398	4055
GM	24580010	4057
GM	12635992	4060
GM	24577642	4060
GM	55354325	4065
GM	90338647	4065
GM	90.336.039	4074
GM	93.318.082	4074
GM	93.362.638	4074
GM	25.180.905	4074
GM	55.202.374	4074
GM	93.177.490	4074
GM	93.193.582	4074
GM	90507539	4074
GM	25.036.849	4075
GM	94.603.087	4078
GM	94.603.087	4079
GM	93.330.573	4096
GM	96053621	4097
GM	91177495	4097
GM	9301012	4099
GM	93342424	4099
GM	98500506	4099
GM	90.337.100	6037
GM	96068066	6052
GM	7.316.598	6066
GM	93.236.444	6066
GM	23049569	6070
GM	90.069.100	6077
GM	24.261.926	6078
GM	90.245.033	6078
GM	90.482.454	6078
GM	93.329.852	6078

MONTADORA	CÓD. ORIGINAL	CÓD. INTERMEC
GM	93.371.760	6078
GM	94.770.529	6078
GM	15.566.155	6080
GM	07.316.598	6080
GM	15598481	8537
GM	8155984810	8537
GM	55508858	40112
GM	55583570	60119
GM	55577819	60119
GM	52104688	60120
HONDA	37240-P5T-G01	4017
HONDA	37200-590-036	4080
HONDA	37240-PHM-003	4082
HONDA	37241-RNA-A01	4082
HONDA	37240-PD2-003	4084
HONDA	37240-PT0-014	4084
HONDA	37240-P2F-A01	4084
HONDA	37240-PD2-004	4084
HONDA	37240-PT0-003	4084
HONDA	37240-PT0-004	4084
HONDA	37240-PT0-013	4084
HONDA	37240-PT0-023	4084
HONDA	28700-PWL-003	6048
HONDA	56490-PLA-A51	9009
HYUNDAI	94750-37000	4003
HYUNDAI	94750-37100	4003
HYUNDAI	8.353.030.060	4081
HYUNDAI	94750-11010	4083
HYUNDAI	94750-11102	4083
HYUNDAI	94750-11110	4083
HYUNDAI	94750-21000	4083
HYUNDAI	94750-21010	4083
HYUNDAI	94750-21020	4083
HYUNDAI	94750-21030	4083
HYUNDAI	11110-94750	4084
HYUNDAI	0317640A	6031
HYUNDAI		60107
INFINITI	93180245	4016
IVECO	4856030	2385
IVECO	5801366985	2411
IVECO	500365771	2420
IVECO	500319244	2421
IVECO	500320913	2424
IVECO	504026706	4007
IVECO	500356067	4007
IVECO	98442879	4042
IVECO	98445111	4042
IVECO	98469129	4049
IVECO	7149116	6038
IVECO	500056192	6056
IVECO	6007.011.346.00.3	6058
IVECO	4846676	6059
IVECO	7149153	8515
IVECO	42531807	8516
IVECO	503356283	8516
IVECO	500056811	8534
IVECO	42531808	8534
IVECO	42555374	8534
IVECO	42560500	8534
IVECO	503355669	60101
IVECO	503355805	60106
IVECO	500056315	60111
IVECO	500056802	60127
J.I.CASE	E064209	8022
JAC MOTORS	1026050GG010	4080
JAGUAR	C2P14525	2411
JAGUAR	C2P3763	2411
JAGUAR	T2H 10001	2411
JAGUAR	T2H 34820	2411
JAGUAR	T2H 8456	2411
JAGUAR	T2R 2764	2411
JAGUAR	AJ813129	4034

MONTADORA	CÓD. ORIGINAL	CÓD. INTERMEC
JEEP	K68073610AA	2411
JEEP	K68349583AA	2411
JEEP	K56038958AA	2411
JEEP	K56038958AC	2411
JEEP	K68073610AA	2411
JEEP	1S10875	4054
JEEP	4608303	4054
JEEP	4608303AB	4054
JEEP	4609026	4054
JEEP	4687649	4054
JEEP	4707670	4054
JEEP	5149098AA	4054
JEEP	7B09.19081.A	4054
JEEP	88924460	4054
JEEP	MO4687649	4054
JEEP	90.336.039	4074
JEEP	93.318.082	4074
JEEP	93.362.638	4074
JEEP	25.180.905	4074
JEEP	55.202.374	4074
JEEP	93.177.490	4074
JEEP	93.193.582	4074
JEEP	90507539	4074
JEEP	468672AA	40101
JEEP	4707051	40101
JEEP	4868672AA	40101
JEEP	5149059AA	40101
JEEP	5149097AA	40101
JEEP	PS535	40101
JEEP	68482988AA	40111
JEEP	55233423	40111
JEEP	68096437AA	40111
JOHN DEERE	DQ09686	2346
JOHN DEERE	DQ42767	4030
JOHN DEERE	DQ40989	4031
JOHN DEERE	RE12411	8547
JOHN DEERE	MIA881067	8547
JOHN DEERE	RE46534A	8555
KIA	0B.001.664.90B	2392
KIA	94750-37000	4003
KIA	94750-37100	4003
KIA	900.18.501-C	4080
KIA	150.18.501-D	4081
KIA	0317640A	6031
KIA	0091317640	6063
KIA	93860-02501	60107
LADA	2101-37200000	2372
LADA	2101-38100600	4044
LADA	2121-37101.80	6012
LANCIA	50512681	2411
LANCIA	50520116	2411
LANCIA	52162684	2411
LANCIA	52092117	2411
LANCIA	53378929	2411
LANCIA	53420393	2411
LANCIA	60811423	6074
LANCIA	60814251	60114
LANCIA	46434553	60114
LAND ROVER	XKB.500030	2411
LAND ROVER	XKB.500110	2411
LAND ROVER	LR072647	2411
LAND ROVER	LR091224	2411
LAND ROVER	NUC100280L	4017
LAND ROVER	NUC000040	4017
LAND ROVER	STC2252	4017
LAND ROVER	4737666	4034
LAND ROVER	LR004410	4034
LAND ROVER	LR000633	4034
LAND ROVER	1316119	4062
LAND ROVER	PRC 404	4091
LAND ROVER	PRC 638	4091
LAND ROVER	PRC 6387	4091

MONTADORA	CÓD. ORIGINAL	CÓD. INTERMEC
LAND ROVER	LR005365	4096
LAND ROVER	PRC2911	8530
LAND ROVER	NUC000020	40105
LAND ROVER	NUC10003	40107
LINCOLN	6U5Z.9278.J	4001
MAN	81255050636	6054
MAN	81255036119	6054
MAN	81255050236	6054
MAN	81255050239	6054
MAN	81255050426	6054
MAN	81255056110	6054
MAN	81255200050	6054
MÁQUINAS SVEDALA - ROLOS COMPACTADORES	930139	4040
MASSEY FERGUSON	887283760	4018
MASSEY FERGUSON	6283080M91	4063
MAXION	021.369-T1	4012
MAZDA	0866.18.501A	4081
MAZDA	37240-PHM-003	4082
MAZDA	37241-RNA-A01	4082
MAZDA	1.345.18.501	4083
MAZDA	B.366.18.501	4083
MAZDA	B.367.18.501	4083
MAZDA	Y401-18-501	4096
MAZDA	Y401-18-501A	4096
MERCEDES-BENZ	A000.545.01.09	2320
MERCEDES-BENZ	A345.545.72.09	2320
MERCEDES-BENZ	A664.545.85.14	2325
MERCEDES-BENZ	A001.545.24.09	2353
MERCEDES-BENZ	A001.545.07.09	2356
MERCEDES-BENZ	A634.545.00.09	2356
MERCEDES-BENZ	A696.545.00.09	2358
MERCEDES-BENZ	A364.545.71.09	2360
MERCEDES-BENZ	A364.545.73.09	2364
MERCEDES-BENZ	A384.545.70.14	2365
MERCEDES-BENZ	A000.545.49.09	2366
MERCEDES-BENZ	A308.545.70.09	2374
MERCEDES-BENZ	A688.545.71.09	2388
MERCEDES-BENZ	A693.545.73.09	2388
MERCEDES-BENZ	A693.545.71.09	2394
MERCEDES-BENZ	A384.545.72.09	2394
MERCEDES-BENZ	A000.545.71.08	2403
MERCEDES-BENZ	A384.540.00.01	2403
MERCEDES-BENZ	A001.545.84.24	2464
MERCEDES-BENZ	A671.763.03.10	2464
MERCEDES-BENZ	441.014.023.0	2465
MERCEDES-BENZ	441.014.024.0	2466
MERCEDES-BENZ	A001.542.69.17	4033
MERCEDES-BENZ	A001.542.70.17	4033
MERCEDES-BENZ	A345.542.71.17	4033
MERCEDES-BENZ	A346.542.71.17	4033
MERCEDES-BENZ	A695.542.72.17	4086
MERCEDES-BENZ	A012.542.66.17	4090
MERCEDES-BENZ	A344.545.01.06	6013
MERCEDES-BENZ	A345.545.70.06	6013
MERCEDES-BENZ	A000.545.87.14	6014
MERCEDES-BENZ	A000.545.79.09	6016
MERCEDES-BENZ	A000.545.52.09	6016
MERCEDES-BENZ	A000.545.83.09	6016
MERCEDES-BENZ	A001.545.11.09	6016
MERCEDES-BENZ	A001.545.27.09	6016
MERCEDES-BENZ	A001.545.53.09	6016
MERCEDES-BENZ	A000.545.71.06	6017
MERCEDES-BENZ	A005.545.71.06	6017
MERCEDES-BENZ	A004.545.27.14	6020
MERCEDES-BENZ	A000.545.75.06	6021
MERCEDES-BENZ	A001.545.44.14	6027
MERCEDES-BENZ	A001.545.12.09	6032
MERCEDES-BENZ	A001.545.28.09	6032
MERCEDES-BENZ	A005.545.80.09	6032
MERCEDES-BENZ	A001.545.03.09	6038
MERCEDES-BENZ	A001.545.43.09	6038
MERCEDES-BENZ	A002.540.32.45	6038

MONTADORA	CÓD. ORIGINAL	CÓD. INTERMEC
MERCEDES-BENZ	A001.545.17.09	6041
MERCEDES-BENZ	A001.545.74.09	6041
MERCEDES-BENZ	A001.545.47.09	6041
MERCEDES-BENZ	A002.545.02.09	6041
MERCEDES-BENZ	A001.545.16.14	6049
MERCEDES-BENZ	A004.545.61.14	6050
MERCEDES-BENZ	A001.545.82.14	6054
MERCEDES-BENZ	A001.545.47.14	6054
MERCEDES-BENZ	A001.545.57.09	6054
MERCEDES-BENZ	A000.545.42.14	6054
MERCEDES-BENZ	A000.545.94.06	6056
MERCEDES-BENZ	A000.261.03.91	6057
MERCEDES-BENZ	A005.545.73.14	6058
MERCEDES-BENZ	A000.545.82.06	6058
MERCEDES-BENZ	A631.545.00.06	6072
MERCEDES-BENZ	A004.545.61.14	6075
MERCEDES-BENZ	A003.545.16.14	6081
MERCEDES-BENZ	A005.545.45.14	6084
MERCEDES-BENZ	A000.545.45.09	8000
MERCEDES-BENZ	A000.545.60.09	8000
MERCEDES-BENZ	A364.545.74.09	8000
MERCEDES-BENZ	A000.545.79.14	8011
MERCEDES-BENZ	A344.545.74.14	8011
MERCEDES-BENZ	A000.545.43.14	8022
MERCEDES-BENZ	A344.545.73.14	8022
MERCEDES-BENZ	A000.545.54.14	8033
MERCEDES-BENZ	A344.545.72.14	8033
MERCEDES-BENZ	A001.545.41.14	8044
MERCEDES-BENZ	A344.545.71.14	8044
MERCEDES-BENZ	A002.545.09.14	8045
MERCEDES-BENZ	A000.545.52.14	8055
MERCEDES-BENZ	A384.545.70.09	8070
MERCEDES-BENZ	A001.545.68.14	8086
MERCEDES-BENZ	A693.545.78.09KZ	8088
MERCEDES-BENZ	A384.545.78.09	8088
MERCEDES-BENZ	A693.545.78.09	8088
MERCEDES-BENZ	A384.545.73.09	8089
MERCEDES-BENZ	A693.545.76.09	8089
MERCEDES-BENZ	A384.545.77.09	8090
MERCEDES-BENZ	A693.545.77.09	8090
MERCEDES-BENZ	A693.545.75.09	8091
MERCEDES-BENZ	A004.545.54.14	8095
MERCEDES-BENZ	A004.545.55.14	8096
MERCEDES-BENZ	A006.545.11.14	8096
MERCEDES-BENZ	A001.545.04.09	8515
MERCEDES-BENZ	42531807	8516
MERCEDES-BENZ	503356283	8516
MERCEDES-BENZ	A006.545.54.14	8519
MERCEDES-BENZ	A005.545.00.14	8520
MERCEDES-BENZ	A006.545.48.14	8520
MERCEDES-BENZ	A000.545.72.06	8521
MERCEDES-BENZ	A001.545.54.09	8525
MERCEDES-BENZ	A001.545.91.09	8525
MERCEDES-BENZ	A001.545.16.09	8526
MERCEDES-BENZ	A001.545.46.09	8526
MERCEDES-BENZ	A001.545.73.09	8526
MERCEDES-BENZ	A002.545.01.09	8526
MERCEDES-BENZ	A000.545.03.64	8528
MERCEDES-BENZ	A000.545.26.14	8528
MERCEDES-BENZ	A000.261.04.91	8529
MERCEDES-BENZ	A006.545.22.14	8529
MERCEDES-BENZ	A001.545.84.09	8532
MERCEDES-BENZ	A002.545.05.09	8534
MERCEDES-BENZ	A001.545.57.09	8535
MERCEDES-BENZ	A001.545.49.09	8543
MERCEDES-BENZ	A001.545.18.09	8543
MERCEDES-BENZ	A001.545.84.09	8543
MERCEDES-BENZ	A002.545.05.09	8543
MERCEDES-BENZ	A001.545.50.09	8544
MERCEDES-BENZ	A674.545.00.11	8545
MERCEDES-BENZ	A000.545.89.06	60103
MERCURY	6U5Z.9278.J	4001

MONTADORA	CÓD. ORIGINAL	CÓD. INTERMEC
MINI	11.42.7.805.983	4096
MINI	12.61.7.536.724	4096
MINI	12.61.7.568.481	4096
MINI	12.61.7.568.481	4096
MITSUBISHI	MB953385	2396
MITSUBISHI	MR141211	2411
MITSUBISHI	MN163743	4014
MITSUBISHI	MD001482	4080
MITSUBISHI	MD001483	4080
MITSUBISHI	MD017430	4080
MITSUBISHI	MD021566	4080
MITSUBISHI	MD021567	4080
MITSUBISHI	MD138993	4080
MITSUBISHI	MD001481	4080
MITSUBISHI	1258A003	4080
MITSUBISHI	M474114	6040
MITSUBISHI	MW30899625	6040
MWM	905695090041E	4028
MWM	90.578.20100.60	4032
MWM	2RD.919.081	4039
MWM	90.568.50900.49	4039
MWM	7005207C1E	4099
MWM	2RD.919.081	4039
MWM	90.568.50900.49	4039
MWM	7005207C1E	4099
NEW HOLLAND	82036588	4009
NEW HOLLAND	75285485	4010
NEW HOLLAND	R75786	4033
NEW HOLLAND	D6NN.9278.A	4040
NISSAN	25320-AX000	2415
NISSAN	25320-AX008	2415
NISSAN	25320-AX00B	2415
NISSAN	25320-AX00C	2415
NISSAN	JA4496	2415
NISSAN	25320-BC60B	2417
NISSAN	25320-BC60A	2417
NISSAN	25320-BC60D	2417
NISSAN	25320-JY00A	2417
NISSAN	25320-00Q0B	2447
NISSAN	25240-00Q0A	4005
NISSAN	A5240-00QAH	4005
NISSAN	25240-00Q0F	4008
NISSAN	25240.00QAG	4016
NISSAN	25240.4M400	4016
NISSAN	25240.4M40E	4016
NISSAN	25240-89900	4084
NISSAN	25240-6F901	4096
NISSAN	9301012	4099
NISSAN	93342424	4099
NISSAN	98500506	4099
NISSAN	32005-00QAA	6040
NISSAN	32005-00QAD	6076
NISSAN	32005-00QAE	6076
NISSAN	32005-00QAEKT	6076
NISSAN	32005-AX000	6076
NISSAN	32005.6S301	60101
OPEL	4405731	2396
OPEL	4419589	2447
OPEL	1252552	4017
OPEL	1252569	4017
OPEL	4410080	6040
OPEL	4414385	6040
PEUGEOT	4534.44	2319
PEUGEOT	46840510	2341
PEUGEOT	60669020	2341
PEUGEOT	4534.38	2342
PEUGEOT	4534.49	2344
PEUGEOT	16.064.804.80	2359
PEUGEOT	4534.48	2359
PEUGEOT	4534.63	2359
PEUGEOT	4534.65	2359
PEUGEOT	4534.21	2362
PEUGEOT	4534.51	2362

MONTADORA	CÓD. ORIGINAL	CÓD. INTERMEC
PEUGEOT	4534.11	2363
PEUGEOT	4534.29	2384
PEUGEOT	16.086.812.80	2411
PEUGEOT	4534.72	2411
PEUGEOT	1131.98	4007
PEUGEOT	1131.C7	4007
PEUGEOT	1131.J5	4007
PEUGEOT	1131.K7	4007
PEUGEOT	1131.J9	4007
PEUGEOT	1131.K4	4014
PEUGEOT	1131.J2	4034
PEUGEOT	77.00.771.825	4076
PEUGEOT	77.00.777.660	4076
PEUGEOT	77.00.417.970	4076
PEUGEOT	1131.61	4095
PEUGEOT	1131.82	4095
PEUGEOT	1131.C5	4096
PEUGEOT	1131.K5	4096
PEUGEOT	96.614.775.80	4096
PEUGEOT	2257.40	6029
PEUGEOT	2257.34	6029
PEUGEOT	2257.41	6030
PEUGEOT	2257.33	6030
PEUGEOT	96018108	6030
PEUGEOT	2257.59	6043
PEUGEOT	2257.53	6045
PEUGEOT	2257.42	6045
PEUGEOT	4015.10	9003
PEUGEOT	4015.08	9005
PEUGEOT	4015.09	9006
PEUGEOT	9677899580	9006
POCLAIN	5.284.268	4041
PORSCHE	955.613.110.31	2414
PORSCHE	955.613.110.32	2414
PORSCHE	955.613.110.33	2414
PORSCHE	958.606.081.60	4058
PORSCHE	955.606.091.02	4064
PORSCHE	95560609100	4085
PORSCHE	95560609101	4085
PORSCHE	958.919.081.10	40102
PORSCHE	038919081	40103
PORSCHE	038.919.081.C	40103
PORSCHE	038.919.081.D	40103
PORSCHE	038.919.081.H	40103
PORSCHE	038.919.081.K	40103
PORSCHE	99761318000	6073
PORSCHE	99761318001	6073
RANDON	212001278	6049
RENAULT	77.00.414.988	2354
RENAULT	77.00.414.986	2355
RENAULT	7700785258	2396
RENAULT	7700849783	2397
RENAULT	7700849824	2397
RENAULT	8200168238	2409
RENAULT	8200276361	2409
RENAULT	253206170R	2409
RENAULT	8200.276.359	2447
RENAULT	25.32.551.92R	2447
RENAULT	82.00.359.627	4005
RENAULT	82.00.670.467	4005
RENAULT	82.00.671.272	4005
RENAULT	82.00.970.474	4005
RENAULT	8.200.671.275	4008
RENAULT	8.200.671.271	4015
RENAULT	8.200.359.629	4015
RENAULT	8.200.367.215	4015
RENAULT	8.200.367.216	4015
RENAULT	8.200.670.466	4015
RENAULT	7701059974	4016
RENAULT	82.00.671.278	4061
RENAULT	77.00.771.825	4076
RENAULT	77.00.777.660	4076

MONTADORA	CÓD. ORIGINAL	CÓD. INTERMEC
RENAULT	77.00.417.970	4076
RENAULT	60.01.055.056	4089
RENAULT	77.00.771.828	4089
RENAULT	7700422630	6040
RENAULT	7700778780	6040
RENAULT	7700802640	6040
RENAULT	8200209496	6045
RENAULT	320054913R	6045
RENAULT	8200771472	6045
RENAULT	8200008194	6076
RENAULT	8200177718	6076
RENAULT	7700435692	9003
RENAULT	7700413763	9007
RENAULT	7700435692	9007
RENAULT	252405053R	40100
RENAULT TRUCKS	3181941	8550
RENAULT TRUCKS	3197873	8551
ROVER	NUC100350	4017
SCANIA	532.583	4068
SCANIA	130472	6018
SCANIA	0501.311.807	6049
SCANIA	0501.305.443	6049
SCANIA	0501.331.663	6049
SCANIA	1541086	6054
SCANIA	343795	6054
SCANIA	370710	6054
SCANIA	1303471	6054
SCANIA	1472739	6092
SCANIA	1420005	6092
SCANIA	422208	8000
SCANIA	1354870	8001
SCANIA	1361131	8056
SCANIA	532296	8066
SCANIA	1731130	8073
SCANIA	118389	8073
SCANIA	1454477	8073
SCANIA	1730875	8078
SCANIA	1730878	8080
SCANIA	234736	8511
SCANIA	314572	8512
SCANIA	370710	8513
SCANIA	42531807	8516
SCANIA	503356283	8516
SCANIA	1303470	8523
SCANIA	1303471	8527
SCANIA	1303472	8531
SCANIA	1472739	8532
SCANIA	1378644	8534
SCANIA	1387100	8534
SCANIA	1420005	8534
SCANIA	1423971	8534
SCANIA	1423974	8534
SCANIA	1423976	8534
SCANIA	1423977	8534
SCANIA	1472739	8534
SCANIA	1767264	8538
SCANIA	1348509	60104
SCANIA	1348850	60104
SCANIA	1386191	60104
SCANIA	1394465	60104
SCANIA	1423964	60104
SCANIA	1423965	60104
SCANIA	1423967	60104
SCANIA	1423968	60104
SCANIA	1472273	60104
SCANIA	1472738	60104
SCANIA	1743180	60104
SEAT	191945515	2379
SEAT	1J0.927.189	2408
SEAT	1J0.927.189.E	2408
SEAT	1J0.927.189.F	2408
SEAT	600.927.189	2408

MONTADORA	CÓD. ORIGINAL	CÓD. INTERMEC
SEAT	7H0.927.189	2408
SEAT	8E0.927.189.B	2408
SEAT	1K2.945.511	2414
SEAT	820.945.511	2414
SEAT	028.919.081.E	4052
SEAT	028.919.081.G	4052
SEAT	028.919.081.J	4052
SEAT	026.919.081.1	4069
SEAT	056.919.081.C	4069
SEAT	028.919.081.D	4069
SEAT	028.919.081.H	4069
SEAT	056.919.081.E	4071
SEAT	056.919.081.D	4071
SEAT	027.919.081-1	4072
SEAT	030.919.081.1	4072
SEAT	06A.919.081.A	4085
SEAT	06A.919.081.D	4085
SEAT	06A.919.081.J	4085
SEAT	06A.919.081.F	4085
SEAT	06A.919.081.E	4085
SEAT	036.919.081.A	4087
SEAT	036.919.081.B	4087
SEAT	036.919.081.C	4087
SEAT	036.919.081.D	4087
SEAT	06A.919.081.C	4087
SEAT	02T.945.415	6028
SEAT	02T.945.415.D	6028
SEAT	02T.945.415.E	6028
SEAT	02T.945.415.K	6028
SEAT	02T.945.415.L	6028
SEAT	02T.945.415.P	6028
SEAT	02T.945.415.Q	6028
SEAT	04E.919.081A	40102
SEAT	06E.919.081F	40102
SEAT	06H.919.081	40102
SEAT	06H.919.081A	40102
SEAT	06K.919.081	40102
SMART	0011530632	4014
SMART	0011531032	4014
SMART	1221530032	4014
SUZUKI	25320-AX000	2415
SUZUKI	25320-AX008	2415
SUZUKI	25320-AX00B	2415
SUZUKI	25320-AX00C	2415
SUZUKI	JA4496	2415
SUZUKI	37820.73000	4080
SUZUKI	37820.79600	4080
SUZUKI	37820.82000	4080
SUZUKI	2257.59	6043
SUZUKI	37610-83001	6052
TOYOTA	84340-98002	2395
TOYOTA	R75786	4033
TOYOTA	94.600.398	4035
TOYOTA	83530-10010	4080
TOYOTA	83530-10020	4080
TOYOTA	83530-12010	4080
TOYOTA	83530-12020	4080
TOYOTA	83530-14010	4080
TOYOTA	83530-14030	4080
TOYOTA	83530-28030	4080
TOYOTA	83530-30030	4080
TOYOTA	83530-300-1020	4081
TOYOTA	83530-05010	4082
TOYOTA	83530-0E010	4082
TOYOTA	83530-14060	4082
TOYOTA	83530-14070	4082
TOYOTA	83530-28010	4082
TOYOTA	83530-28020	4082
TOYOTA	83530-30090	4082
TOYOTA	83530-30100	4082
TOYOTA	83530-60010	4082
TOYOTA	83530-60020	4082

MONTADORA	CÓD. ORIGINAL	CÓD. INTERMEC
TOYOTA	83530-AA011	4082
TOYOTA	83520-05010	4082
TOYOTA	83530-20030	4082
TOYOTA	83530-12070	4082
TOYOTA	84210-98002	6015
TOYOTA	84210-98003	6071
TOYOTA	84210-12040	6073
TOYOTA	84210-04010	6073
TOYOTA	84210-0K010	6073
TOYOTA	84222-12010	6073
TOYOTA	84210-52050	6073
TOYOTA	84220-98001	8514
TROLLER	0101909	2333
TROLLER	3M51.9278.AA	4034
TROLLER	3M51.9278.AB	4034
TROLLER	3M51.9278.AC	4034
TROLLER	157A.9278.AA	4034
TROLLER	157Z.9278.AA	4034
TROLLER	3571.9278.AA	4034
TROLLER	3571.9278.AB	4034
TROLLER	3571.9278.AC	4034
TROLLER	98AB.9278.AA	4034
TROLLER	98AB.9278.CA	4034
TROLLER	98AB.9278.A1A	4034
TROLLER	98AB.9278.A2A	4034
TROLLER	XS2Z.9278.AA	4034
TROLLER	104241	6078
TROLLER	104241	60101
TRW	5592701	60104
VALMET	190630	2317
VALMET	711.9267	2346
VALMET	R75786	4033
VALTRA	887283760	4018
VALTRA	117400	4032
VALTRA	301.021.20	4077
VALTRA / VALMET	80442200	2349
VALTRA / VALMET	80542100	2349
VALTRA / VALMET	190630	2349
VDO	D17941	8000
VDO	232007009R	8000
VDO	2910000371900	8000
VDO	232007001R	8066
VDO	250000004535	8066
VOLARE	10812916	60101
VOLVO	20382507	2329
VOLVO	20382514	2337
VOLVO	3944592	2361
VOLVO	20382509	2368
VOLVO	20382506	2369
VOLVO	3963471	2378
VOLVO	20424051	2378
VOLVO	1087960	2389
VOLVO	1622983	2389
VOLVO	1087962	2390
VOLVO	1087963	2391
VOLVO	30870941-9	2396
VOLVO	3962939	2407
VOLVO	31264377	2411
VOLVO	1609395	4026
VOLVO	11039249	4029
VOLVO	1606877	4066
VOLVO	30713497	4082
VOLVO	3343237	4089
VOLVO	3344237-8	4089
VOLVO	20721216	4093
VOLVO	22708253	4093
VOLVO	1662830	6014
VOLVO	1594042	6025
VOLVO	1590402	6025
VOLVO	30899625	6040
VOLVO	3474114-0	6040
VOLVO	1662926	6047

MONTADORA	CÓD. ORIGINAL	CÓD. INTERMEC
VOLVO	20853399	6047
VOLVO	21095380	6047
VOLVO	21318083	6047
VOLVO	85116453	6047
VOLVO	1662762	6049
VOLVO	20519883	6057
VOLVO	298004	8000
VOLVO	20424053	8074
VOLVO	20424056	8082
VOLVO	20424060	8084
VOLVO	1594040	8097
VOLVO	1622986	8097
VOLVO	20382508	8097
VOLVO	20493671	8098
VOLVO	40218901	8098
VOLVO	5010360731	8098
VOLVO	20493673	8099
VOLVO	40218902	8099
VOLVO	5010360730	8099
VOLVO	1662939	8516
VOLVO	3197870	8516
VOLVO	21265985	8516
VOLVO	20593416	8518
VOLVO	20593412	8518
VOLVO	1662906	8522
VOLVO	20520194	8529
VOLVO	20853480	8533
VOLVO	22354201	8534
VOLVO	3197871	8534
VOLVO	22194568	8534
VOLVO	3197872	8548
VOLVO	3181941	8550
VOLVO	3197873	8551
VOLVO	3197870	60104
VOLVO	1078493	60104
VW	113.945.515.C	2310
VW	113.945.515.H	2310
VW	T16.945.525	2321
VW	113.945.515.1	2330
VW	113.945.515.D	2330
VW	1J0.927.189	2357
VW	1J0.945.511	2367
VW	1J0.945.511.A	2367
VW	1J0.945.511.B	2367
VW	1J0.945.511.C	2367
VW	1J0.945.511.D	2367
VW	1J0.945.511.E	2367
VW	1J0.945.511.F	2367
VW	380.945.511.A	2367
VW	380.945.511.B	2367
VW	380.945.511.C	2367
VW	1J0.945.515	2367
VW	820.945.511	2367
VW	600.945.511	2367
VW	ZBA.945.515.A	2370
VW	71BB.13480.AD	2375
VW	191.945.515	2379
VW	T15.945.515	2380
VW	547.945.515.A	2381
VW	1C0.945.511	2400
VW	1C0.945.511.A.RDW	2400
VW	1J0.945.511	2400
VW	7L6.945.511	2400
VW	1J0.927.189.C	2408
VW	1J0.927.189.E	2408
VW	1J0.927.189.F	2408
VW	600.927.189	2408
VW	8E0.927.189.B	2408
VW	7H0.927.189	2408
VW	TJG.945.517	2419
VW	1H0.927.189.D	2440
VW	111.919.081	4000

MONTADORA	CÓD. ORIGINAL	CÓD. INTERMEC
VW	2R0.906.051D	4004
VW	2R0.906.051	4004
VW	2R0.906.051.E	4004
VW	2Z0.906.051	4006
VW	2Z0.906.051F	4006
VW	2Z0.906.051G	4006
VW	2RD.919.081	4027
VW	2S0.906.051.A	4039
VW	029.919.081.3	4044
VW	029.919.081.B	4044
VW	021.919.081.B	4044
VW	2R0.919.081	4048
VW	028.919.081.E	4052
VW	028.919.081.G	4052
VW	028.919.081.J	4052
VW	059.919.081H	4058
VW	059.919.081E	4058
VW	79.919.081	4064
VW	026.919.081.1	4069
VW	056.919.081.C	4069
VW	028.919.081.D	4069
VW	028.919.081.H	4069
VW	021.919.081.0	4070
VW	040.919.081.1	4070
VW	056.919.081.E	4071
VW	056.919.081.D	4071
VW	027.919.081.1	4072
VW	030.919.081.1	4072
VW	029.919.081.1	4073
VW	029.919.081.2	4073
VW	06A.919.081.A	4085
VW	06A.919.081.D	4085
VW	06A.919.081.J	4085
VW	06A.919.081.F	4085
VW	06A.919.081.E	4085
VW	036.919.081.A	4087
VW	036.919.081.B	4087
VW	036.919.081.C	4087
VW	036.919.081.D	4087
VW	06A.919.081.C	4087
VW	2TD.919.081	4093
VW	111.941.521.1	6011
VW	111.941.521.2	6011
VW	014.941.521.1	6022
VW	013.941.521.1	6023
VW	02T.945.415	6028
VW	02T.945.415.D	6028
VW	02T.945.415.E	6028
VW	02T.945.415.K	6028
VW	02T.945.415.L	6028
VW	02T.945.415.P	6028
VW	02T.945.415.Q	6028
VW	2RP.941.521	6038
VW	081.941.521.1	6044
VW	2R0.941.521.A	6056
VW	2R0.941.521.B	6056
VW	013.945.415.A	6060
VW	2W0.941.521	6064
VW	TE3.941.521	6067
VW	TE6.941.521	6068
VW	TJG.312.115	6069
VW	TJG.941.521	6069
VW	2R0.941.521	6069
VW	547.941.521	6079
VW	002.945.415.A	6079
VW	002.945.415.B	6079
VW	005.566.119	6079
VW	020.945.415.A	6079
VW	020.945.415.A	6080
VW	77FG.15520.AA	6088
VW	020.941.521.A	6099
VW	T.009.455.17	8077

MONTADORA	CÓD. ORIGINAL	CÓD. INTERMEC
VW	2R0.947.561.C	8087
VW	2R0.947.561.B	8092
VW	2R0.947.561.A	8093
VW	2R0.947.561	8094
VW	2RP927.145	8515
VW	2T0.919.823	8516
VW	2T2.919.457.A	8516
VW	2T2.919.457.B	8516
VW	2S2.945.515	8517
VW	2R0.919.823	8519
VW	1J0.927.189	8524
VW	7H0.927.189	8524
VW	2T2.919.457	8528
VW	2V5.919.457A	8528
VW	2T2.919.457.B	8534
VW	2S0.941.503	8536
VW	026.919.081.2	9001
VW	1J0.919.081	9002
VW	6N0.919.081A	9002
VW	04E.919.081A	40102
VW	06E.919.081F	40102
VW	06H.919.081	40102
VW	06H.919.081A	40102
VW	06K.919.081	40102
VW	038.919.081	40103
VW	038.919.081.C	40103
VW	038.919.081.D	40103
VW	038.919.081.H	40103
VW	038.919.081.K	40103
VW	06D.919.081B	40106
VW	02K.945.415.K	60122
VW	23B.919.823	60123
VW	2V2.941.521	60127
WABCO	441.014.025.0	2311
WABCO	441.014.022.0	2312
WABCO	884.503.760-35	2353
WABCO	441.014.021.0	2464
WABCO	441.014.023.0	2465
WABCO	441.014.024.0	2466
ZF	0501.313.916	6017
ZF	0501.204.721	6021
ZF	0501.398.812	6021
ZF	0501.311.807	6049
ZF	0501.305.443	6049
ZF	0501.331.663	6049
ZF	0501.311.809	6050
ZF	0501.210.785	6056
ZF	0501.398.869	6056
ZF	501.209.492	6058
ZF	0501.216.473	6075
ZF	0501.219.861	6075
ZF	0501.210.058	8516
ZF	0501.331.660	8516
ZF	0501.398.870	8519
ZF	0501.215.905	8519
ZF	0501.210.302	8519
ZF	0501.210.295	8520
ZF	0501.311.811	8521
ZF	0501.331.665	8521
ZF	0768.300.314	8521
ZF	0501.216.474	8534
ZF	0501.219.856	8534
ZF	0501.210.059	8534
ZF	0501.215.297	8534



2310

ORIG. 113.945.515.C, 113.945.515.H

→ **VW** Fusca, Brasília, Kombi, Gol, Voyage, Parati, Saveiro, Passat, Santana, Quantum.



4.5 bar



22 mm - Cônica
M10 x 1,0



2311

ORIG. 96TU.18737.AA, 441.014.025.0

→ **FORD** Cargo 714, 814, 815, 1417, 1421, 2425, 2426, 3222

→ **WABCO**



6.0 bar



22 mm
M12 x 1,5



2312

ORIG. 441.014.022.0

→ **FORD** Sistema de freio WABCO

→ **WABCO**



6.0 bar



22 mm
M12 x 1,5



2313

ORIG. ESHT.13480.AA, 4C45.13480.AA

→ **FORD** Cargo (após 1991)



0.3 bar



22 mm
1/4" x 18 NPTF



2314

ORIG. FG190.110.200, 75.254.585, 87.457.220

→ **FIAT** ALLIS



14.0 bar



22 mm - Cônica
M10 x 1,0



2315

→ **SONED** Sistema de lubrificação



20.0 bar



22 mm - Cônica
M10 x 1,0



2317

ORIG. 190630

→ **VALMET** Tratores



M14 x 1,0



2319

ORIG. 96.346.679.80, 4534.44

→ **CITROEN** Berlingo, Xsara

→ **PEUGEOT** 206, 207, Partner



2320

ORIG. 5063.002.018.00.7, A000.545.01.09, A345.545.72.09

→ **AGRALE**

→ **MERCEDES-BENZ** Ônibus e caminhões



4.5 bar



22 mm - Cônica
M10 x 1,0



2325

ORIG. A664.545.85.14

→ **MERCEDES-BENZ** Caminhões (freio de mão)



M27 x 1,0
27 mm
M14 x 1,5




2326

ORIG. XC45.13480.BA, 8C45.13480.AA

→ **FORD** Cargo 712, 814, 815, 815-S, 915, 1217, 1317, 1317e, 1417, 1517, 1517e, 1617, 1717, 1717e, 1621, 1721, 1622, 1722, 1722e, 2422, 2422e, 2622, 2622e, 2425, 2428, 2428e, 2626, 2628, 1630, 2630, 4030, 2631, 1731, 4031, 1832e, 1932, 2632, 2632e, 2932e, 3132, 4432e, 4532e, 6332e



27 mm
M18 x 1,5



2329

ORIG. 20382507

→ **VOLVO** B12M, FH12




4.20 bar



27 mm - Cônica
M16 x 1,5

2330



ORIG. 113.945.515.1, 113.945.515.D

→ VW Fusca, Brasília, Kombi, Karmann Ghia, Puma, Variant, TL, TC, SP2, Gurgel BR800



1.5 bar e 6.5 bar



22 mm - Cônica M10 x 1,0

2333



ORIG. 101909

→ TROLLER T4



M12 x 1,25

2337



ORIG. 20382514

→ VOLVO B10M - EDC



0.80 bar



27 mm - Cônica M16 x 1,5

2340



ORIG. 1.997.725, 94.624.834

→ GM C10, C60, Veraneio



4.5 bar



22 mm 1/8" x 27 NPTF

2341



ORIG. 46840510, 60669020

→ FIAT Bravo (2011 - 2015), Doblo (após 2002), Ducato (2006 - 2017), Fiorino (após 2004), Grand Siena (após 2012), Idea (2006 - 2016), Linea (2009 - 2016), Palio (após 2001), Palio Weekend (após 2001), Punto (após 2008), Siena (após 2001), Stilo (2003 - 2011), Strada (após 2001), Uno (após 2004)

→ PEUGEOT Boxer 2.8 Turbo (2006 - 2009)

→ CITROEN Jumper 2.8 Turbo (2006 - 2009)



BOTÃO AUTORREGULÁVEL

2343



ORIG. E6HZ.2A574.A

→ FORD Cargo (1991 - 1995)



4.5 bar



24 mm 1/8" x 27 NPTF

2344



ORIG. 46742974, 51713873, 4534.49


→ FIAT Doblo (2002 - 2016), Ducato (2006 - 2017)

→ PEUGEOT Boxer 2.8



BOTÃO AUTORREGULÁVEL

2346



ORIG. DQ09686, 711.9267

→ JOHN DEERE Tratores

→ VALMET Trator (após 1993)



4.5 bar



22 mm - Cônica M10 x 1,0

2349



ORIG. 80442200, 80542100, 190630

→ VALTRA / VALMET 68, 78, 685, 785



M12 x 1,25

2350



ORIG. 17013

→ FORD WILLYS Aero, Itamarati, Rural e Jeep



4.5 bar



22 mm 1/8" x 27 NPTF

2353




ORIG. 884.503.760-35, A001.545.24.09

→ WABCO

→ MERCEDES-BENZ (Em alguns veículos também é aplicado na embreagem), Accelo (815, 915, 1016, 1316), Atego (1315, 1418, 1518, 1718, 1719, 1725, 1728, 2425, 2428), Axor (2041, 2533, 2535, 2641, 2644, 3340, 3344, 4140, 4144), Actros (2045, 2535), Ônibus, 0500 (após 2012), OF1724 (após 2012), OF1726



2354



ORIG. 77.00.414.988

→ RENAULT Clio, Kangoo, Laguna, Master, Megane, Scenic



2355

ORIG. 77.00.414.986

→ **RENAULT** Master



2356

ORIG. A634.545.00.09, A001.545.07.09

→ **MERCEDES-BENZ** (Em alguns veículos também é aplicado na embreagem), Ônibus: OH1421 (1998-2004), OF1726 (após 2023), OF1730 (2010-2012), O500 (2008-2018), caminhões: 1723 (1997-2001), 1723 (1996-2006), 1418 (1998-2006), 2638 (1999-2006), 1938 (1999-2005), 1935 (1996-1999), 2726 (2008-2012), 1318 (1906-2012), 1418 (1998-2003), 1420 (1996-2005)



2358

ORIG. A696.545.00.09

→ **MERCEDES-BENZ** Sprinter, Caminhões 710, 712E, 1214, 1218, 1614, 1618, 1620, 1718, 1723, 2414, 2418, 2428, 2423B, 2423K, L1218, L1218R, L1318, L1319, L1418, L1418R, L1614, L1618, L1620, L1621, L1622, L1623, L1634, L1929, L1935, L1938, L2635, L2638, LK1218, LK1218R, LK1318, LK1319, LK1418R, LK1614, LK1618, LK1620, LK1621, LK2635, LK2638, LS1621, LS1622, LS1625, LS1630, LS1632, LS1634, LS1929, LS1935, LS1938, LS2635, LS2638, ÔNIBUS LO-712, LO-812, LO-814, O-371, O-400, O-500, OF-1721, OH-1318, OH-1418, OH-1421L, OH-1525, OH-1621L



M12 x 1,0

2359

ORIG. 96.434.788.80, 16.064.804.80, 96.506.884.80, 96.656.023.80, 4534.48, 4534.63, 4534.65

→ **CITROEN** C3, C4, C5, DS3, Xsara, Picasso, Berlingo

→ **PEUGEOT** 206, 207, 208, 307, 308, 408, 607, 3008, 5008, RCZ, Partner



2360

ORIG. A364.545.71.09

→ **MERCEDES-BENZ** Freio de mão, 1313, 1513, 2213, 2314, 2414, 2318, 2418, 1924, 1929, 1930, 1932, 1933, 1934



M27 x 1,0
27 mm
M16 x 1,5

2361

ORIG. 3944592

→ **VOLVO** Piloto automático, FH EDC



0.30 bar



27 mm - Cônica
M16 x 1,5

2362

ORIG. 4534.21, 4534.51

→ **PEUGEOT** 206



2363

ORIG. 96.040.821, 4534.11

→ **CITROEN** Berlingo, Xsara, Picasso

→ **PEUGEOT** 106, 205, 306, 405, 406



2364

ORIG. A364.545.73.09

→ **MERCEDES-BENZ** Ônibus. 371R, 371 RSD, 371 P



M27 x 1,0
27 mm
M12 x 1,0

2365

ORIG. A384.545.70.14

→ **MERCEDES-BENZ** Freio motor, ônibus, caminhões: 0400, 1214, 1418, 1618



M27 x 1,0
27 mm
M14 x 1,5

2366

ORIG. A000.545.49.09

→ **MERCEDES-BENZ** Caminhões 1924, 1929

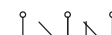


M27 x 1,0
27 mm
M12 x 1,0

2367

ORIG. 1J0.945.511.A, 1J0.945.511.B, 1J0.945.511.C, 1J0.945.511.D, 1J0.945.511.E, 1J0.945.511.F, 3B0.945.511.A, 3B0.945.511.B, 3B0.945.511.C, 6Q0.945.511, 1J0.945.511, 1J0.945.515, 8Z0.945.511, 1C0.945.511.ARDW

→ **VW** Bora (após 2001), Fox (após 2004), Gol (após 1994), Parati (após 1996), Polo (após 2003), Saveiro (após 1994), Spacefox (após 2006), Voyage (após 2009), Golf (após 2000), New Beetle (após 2000), Jetta (após 2005), Up!



BOTÃO AUTORREGULÁVEL

2368



ORIG. 20382509

→ VOLVO Ônibus, caminhões



0.20 bar



27 mm - Cônica
M16 x 1,5

2369



ORIG. 20382506

→ VOLVO Ônibus, caminhões




2.00 bar



27 mm - Cônica
M16 x 1,5

2370



ORIG. ZBA.945.515.A

→ VW Gol, Voyage, Parati, Saveiro, Passat, Santana, Quantum



M12 x 1,25

2371



ORIG. 90059582, 7323592, 3458283

→ GM Caravan (1969 - 1992), Chevette (1973 - 1994), Chevy 500 (1973 - 1994), Corsa (1994 - 2009), Marajó (1973 - 1994), Monza (1982 - 1996), Omega (1993 - 2004), Opala (1969 - 1992), Suprema (1993 - 1998), Tigrá (1998 - 2000)



22 mm
M12 x 1,5

2372



ORIG. 4.345.643, 2101-37200000

→ FIAT 147, Oggi, Spazio, Elba, Panorama, Premio, Fiorino, Furgão e Uno

→ LADA Niva



22 mm
M12 x 1,5

2373



ORIG. 69.541

→ FORD Corcel I, Corcel II, Belina I, Belina II, Del Rey, Scala, Pampa, F100, F350, F1000, F4000 (até 1991)



M14 x 1,0

2374



ORIG. A308.545.70.09

→ MERCEDES-BENZ Ônibus L608 e L609



M12 x 1,0

2375



ORIG. 71BB.13480.AD

→ FORD Escort, Verona

→ VW Apollo



M12 x 1,75

2376



ORIG. 90196375, 90504499, 93213041

→ GM Astra (1995 - 1996, 1999 - 2009), Celta (2001 - 2009), Corsa Hatch (2000 - 2012), Kadett (1989 - 1998, câmbio longo), Opala (1990 - 1992), Caravan (1990 - 1992), Prisma (2007 - 2009), Vectra (1997 - 2005), Zafira (1999 - 2009)

→ DAEWOO Espero



2377



ORIG. 5.964.877

→ FIAT Uno (1985 - 1989), Premio e Elba (com check control, após 1986)



M12 x 1,5

2378



ORIG. 3963471, 20424051

→ VOLVO Ônibus e caminhões, FM, FH, FL, NH com motores Série D9 e D12



0.30 bar



27 mm
M16 x 1,5

2379



ORIG. 191.945.515

→ FORD Versailles, Royale

→ SEAT Córdoba, Ibiza

→ VW Santana, Quantum, Parati, Gol, Polo Classic, Golf



2380

ORIG. T15.945.515

→ **VW** 17.300 (2000 - 2002), 17.300 (2000 - 2002), 26.300 (2000 - 2003), 40.300 (1999 - 2001), 13.150 (1997 - 2001), 13.170 (2000 - 2006), 13.180 (2000 - 2006), 15.170 (2000 - 2001), 15.180 (2000 - 2006), 17.210 (2000 - 2006), 17.310 (2002 - 2006), 26.310 (2001 - 2006), 18.310 (2002 - 2006), 17.220 (2000 - 2006), 24.220 (1991 - 2000), 24.250 (1990 - 2003), 13.190 (2002 - 2005), 15.190 (2002 - 2005), 23.210 (2002 - 2006), 23.200 (2002 - 2006), 790 (1989 - 1994), 7.110 (1989 - 1994), 7.100 (1994 - 2000), 8.140 (1994 - 2000), L80 (1996 - 1997), 8.100 (1997 - 2000), Worker, 17.190 (2012 - 2019), 13.190 (2013 - 2019), 15.190 (2012 - 2019), 17.230 (2012 - 2019), 23.230 (2014 - 2019), 8.150 (2007 - 2012), 9.150 (2007 - 2012), 17.180 (2006 - 2012), 17.220 (2006 - 2012), 24.220 (2006 - 2012), 26.260 (2008 - 2012), 31.360 (2005 - 2012), 17.250 (2006 - 2019), 23.250 (2006 - 2019), 24.250 (2006 - 2019), Micro ônibus, 9.150 (2000 - 2004), 8.150 OD (2006 - 2012), 8.140 CO (2000 - 2000), 9.150 EOD (2004 - 2012), 8.150 EOD (2006 - 2012), 9.160 OD (2013 - 2018), 8.160 OD (2015 - 2021), Ônibus, 18.280 (após 2017), 17.280 (2014 - 2022), 18.330 (após 2012), 17.260 (após 2013), 18.320 (2006 - 2012), 17.240 (2001 - 2007), 18.310 (2003 - 2007), 17.260 (após 2013), 15.190 (após 2006), 17.230 (após 2006), 16.180 (1993 - 1998), 16.210 (1998 - 2001), 17.210 (1901 - 2006), 15.180 (2004 - 2008), 15.190 (após 2006), 17.210 (2001 - 2006), 15.190 (após 2006), 17.260 (após 2004)



M12 x 1,25

2381

ORIG. 82GB.13480.AA, 3S65.13480.AA, 547.945.515.A

→ **FORD** Ka, Fiesta, Escort, Courier, Mondeo, Verona, Ecosport
→ **VW** Apollo, Logus, Pointer



2383

ORIG. 7619028, 7619084, 82419960, 82444120

→ **FIAT** Elba 1.6 (1990 - 1996), Premio CSL 1.5 e 1.6 (1987 - 1994), Tempra (1992 - 1999), Uno 1.4 Turbo (1996 - 1996), 1.6i (1995 - 1996), 1.6iR (1993 - 1994), 1.6R (1990 - 1994), CSL 1.6 (1991 - 1993)



M12 x 1,5

2384

ORIG. 46.433.243, 46.519.703, 4534.29

→ **FIAT** Brava (2000 - 2003), Ducato (1998 - 2005), Idea (2006 - 2016), Marea (1999 - 2007), Marea Weekend (1999 - 2007), Palio (1996 - 2017), Palio Weekend (1996 +), Siena (1996 +), Strada (1996 +), Tipo 1.6 (1993 - 1997)
→ **ALFA ROMEO** 156, 156SW
→ **PEUGEOT** Boxer 2.8
→ **CITROEN** Jumper



2385

ORIG. 7.619.027, 4856030

→ **FIAT** Tempra (1992 - 1999)
→ **IVECO** Daily 2.8 3510, 4012, 4910, 4912, 5912, 6012, 7012, 3513, 3813, 4013, 5013, 6013, 7013 (1997 - 2007)



M12 x 1,5

2386

ORIG. BD7T.13480.A, TJG.945.515

→ **FORD** F7000, F9000 (após 1977), F12000, F14000



4.5 bar



22 mm
1/4" x 18 NPT

2387

ORIG. 70.323.592

→ **GM** Opala e Caravan



M12 x 1,25

2388

ORIG. A688.545.71.09, A693.545.73.09

→ **MERCEDES-BENZ** 0400, 709, 1518, 1618, 1620 e Sprinter



M12 x 1,0

2389

ORIG. 1087960, 1622983

→ **VOLVO** Ônibus e caminhões



0.30 bar



27 mm - Cônica
M16 x 1,5

2390

ORIG. 1087962

→ **VOLVO** Ônibus e caminhões (freio de serviço / carreta)



4.20 bar



27 mm - Cônica
M16 x 1,5

2391

ORIG. 1087963

→ **VOLVO** Ônibus e caminhões (freio de estacionamento)



5.40 bar



27 mm - Cônica
M16 x 1,5

2392



ORIG. 0B.001.664.90B

→ KIA Besta



2393



ORIG. 8283048

→ FIAT Palio



2394



ORIG. A693.545.71.09,
A384.545.72.09

→ MERCEDES-BENZ Ônibus e caminhões, L1218,
L1418, L1721



2395



ORIG. 84340-98002

→ TOYOTA Bandeirante, Jeep, Pick-Up



2396



ORIG. MB953385, 4405731,
7.700.785.258, 30870941-9

→ MITSUBISHI Carisma, Space Star
→ OPEL Arena
→ RENAULT 19, 21, Clio 1, Espace, Laguna, Rapid,
Safrane, Trafic, Twingo
→ VOLVO S40, V40

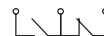


2397



ORIG. 7.700.849.783, 7.700.849.824

→ RENAULT 19, 21



2399



ORIG. 7.627.401

→ FIAT Coupe, Marea 2.4 (2001 - 2007), Marea
Weekend (2001 - 2007), Palio 1.0 (1998 - 2002),
Tempra SW (1992 - 1999), Tipo 2.0 (1993 - 1997)
→ ALFA ROMEO 166



2403



ORIG. A000.545.71.08,
A384.540.00.01

→ MERCEDES-BENZ Freio motor, ônibus e
caminhões



2407



ORIG. 3962939

→ VOLVO Caminhões



2400



ORIG. 1C0.945.511,
1C0.945.511.A.RDW, 1J0.945.511,
7L6.945.511

→ VW CAMINHÕES E ÔNIBUS Micro-ônibus,
5.150 (2012 - 2022), 10.180 (após 2021), Delivery,
4.150 (2018 - 2022), 4.160 (2018 - 2022), 5.140
(2005 - 2016), 5.150 (2012 - 2019), 6.160 (2018
- 2022), 6.170 (após 2023), 9.180 (após 2023),
9.170 (2018 - 2022), 10.160 (2012 - 2019), 11.180
(após 2017), 13.180 (2018 - 2022), Express (após
2017), E-Delivery, 11.180 (após 2021), 14.180
(após 2021), Constellation, 13.180 (2010 - 2012),
13.190 (2012 - 2018), 14.210 (após 2023), 15.180
(2006 - 2012), 17.190 (2012 - 2018), 17.210
(após 2023), 17.250 (2005 - 2014), 17.280 (2012 -
2020), 17.330 (2012 - 2018), 18.210 (após 2023),
18.320 (após 2023), 19.320 (2006 - 2012), 19.330
(2013 - 2019), 19.370 (2007 - 2012), 19.380
(após 2023), 24.250 (2005 - 2014), 24.280 (2011
- 2022), 24.330 (2011 - 2018), 25.320 (2008 -
2012), 25.370 (2008 - 2012), 25.380 (após 2023),
25.460 (após 2023), 25.480 (após 2023), 26.260
(2006 - 2013), 26.280 (2011 - 2016), 26.320 (após
2023), 27.260 (após 2023), 30.320 (após 2023),
31.260 (2005 - 2010), 31.280 (2012 - 2018),
31.320 (2007 - 2012), 31.320 (após 2007), 31.330
(2011 - 2018), 31.370 (2005 - 2016), 31.390
(2012 - 2019), 32.360 (após 2019), 32.380 (após
2023), 33.460 (após 2020), 33.480 (após 2023)



BOTÃO AUTORREGULÁVEL

2409



ORIG. 8200168238, 8200276361, 253206170R

→ **RENAULT** Kwid, Logan, Megane, Sandero, Scenic, Twingo, Duster, Master



2414



ORIG. 1K2.945.511, 8Z0.945.511, 955.613.110.31, 955.613.110.33, 955.613.110.32

→ **AUDI** A2, A3, A4, A6, A8, Allroad, Q7, R8, TT
→ **SEAT** Alhambra, Inca, Leon, Toledo, Cordoba
→ **PORSCHE** Cayenne (2003 - 2010)



BOTÃO AUTORREGULÁVEL

2415



ORIG. GM: 93307732, 93384308

NISSAN: 25320AX00C, 25320AX00B, 25320AX008, 25320AX000, 25320-AX000, 25320-AX008, 25320-AX00B, 25320-AX00C, JA4496

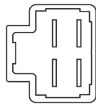
SUZUKI 25320-AX000, 25320-AX008, 25320-AX00B, 25320-AX00C, JA4496

→ **CHEVROLET** GM Tracker 1.8 L 16V (2013 - 2016), GM Tracker 2.0 L 8V (2001 - 2004), GM Tracker 2.0 L 16V (2006 - 2009)

→ **NISSAN** 350Z 3.5 L 24V (2002 - 2009), Altima 2.5 L 16V (2013 - 2014), Frontier 2.3 L 16V (2016 em diante), Frontier 2.5 L 8V (2000 - 2007), Frontier 3.2 L 8V (1998 - 2000), Frontier 2.8 L 12V (2002 - 2008), Frontier 2.5 L 16V (2007 - 2016), GTR 3.8 L 24V (2016 - 2020), Livina (2009 - 2015), Maxima 3.0 L 24V (1995 - 2006), Maxima 3.0 L 12V (1988 - 1994), Murano (2007 - 2009), Pathfinder 4.0 L 24V (2005 - 2010), Pathfinder 3.5 L 24V (2000 - 2004), Pathfinder 2.5 L 16V (2005 - 2009), Pathfinder 3.3 L 12V (1997 - 2002), Pathfinder 3.0 L 12V (1989 - 1995), Sentra (2004 - 2016), Tiida (2007 - 2013), XTerra 2.8 L 12V (2003 - 2008)

→ **SUBARU** Forester 2.0 L 16V (1997 em diante), Forester 2.5 L 16V (2007 - 2014), Impreza 2.0 L 16V (1992 - 2017), Impreza 2.5 L 16V (2008 - 2015), WRX 2.0 L 16V (2019 em diante), WRX 2.5 L 16V (2016 - 2022), XV 2.0 L 16V (2011 - 2019)

→ **SUZUKI** Vitara 2.0 L 24V (1996 - 1998), Vitara 1.4 L 16V (2016 em diante), Vitara 1.6 L 16V (1991 em diante), Vitara 1.6 L 8V (1993 - 1998)



2417



ORIG. NISSAN: 25320-JY00A, 25320-BC60A, 25320-BC60B, 25320-BC60D


BYD: VBH-4134200CZ

→ **NISSAN** Livina (2009 - 2015), March (2012 - 2017), Tiida (2009 - 2013), Versa (2012 - 2017)

→ **BYD** Dolphin (a partir de 2021), Song Plus (a partir de 2021)



2421

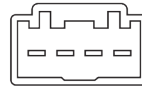


ORIG. 500319244

→ **IVECO** Daily



2411



ORIG. ALFA ROMEO: 50520116, 50512681

CITROËN: 4534.72, 16.086.812.80

FIAT: 52162684, 52092117, 50520116, 50512681, 1398492080, 52162684, 50520116, 50512681

FORD: GL3Z13480A, 8T4T9G854AA, CS51.13480. AA, 8T4T.9G854.AA, 7E5T.9G854.AA, 6W83.13480. AB, 1820183

GM: 95.509.636

JAGUAR: C2P.3763, C2P.14525

JEEP: 50512681

LAND ROVER: XKB.500110, XKB.500030

MITSUBISHI: MR141211

OPEL: 12.40.755

OEM: 4534.72, 16.086.812.80

PEUGEOT: 4534.72, 16.086.812.80

→ **ALFA ROMEO** Spider (1994 - 1997)

→ **CITROËN** Jumper 2.0 L 8V (1994 - 2002), Jumper 2.8 L 8V (2001 - 2009), Jumper 2.3 L 16V (2009 em diante)

→ **FIAT** 200 (2012 - 2021), Argo (2017 - 2020), Bravo (2011 - 2016), Croma 2.4 L 20V (2005 - 2010), Cronos (2018 - 2020), Doblo 1.8 L 8V (2002 - 2010), Doblo 1.4 L 8V (2009 - 2016), Doblo 1.8 L 16V (2010 em diante), Doblo 1.3 L 16V (2001 - 2006), Doblo 1.6 L 16V (2001 - 2003), Ducato (2018 - 2021), Fastback (2023 em diante), Fiorino 1.3 L 8V (1981 - 2013), Fiorino 1.4 L 8V (2013 em diante), Fiorino 1.6 L 8V (1991 - 1996), Fiorino 1.5 L 8V (1988 - 2002), Fiorino 1.0 L 8V (1994 - 1995), Grand Siena 1.6 L 16V (2012 - 2021), Linea (2009 - 2016), Mobi (2017 - 2020), Palio 1.6 L 16V (2012 em diante), Pulse (2022 em diante), Punto (2008 - 2017), Strada (2020 em diante), Toro (2016 - 2020), Uno (2016 - 2018)

→ **FORD** Ecosport (2003 - 2021), Edge (2008 - 2018), Fiesta (1995 - 2020), Focus (2009 - 2013), Fusion (2006 - 2020), Ka (2014 - 2021)

→ **IVECO** Daily (2008 - 2023)

→ **JAGUAR** F Pace (2017 - 2020), F Type (2013 - 2020), I Pace (2019 - 2020), XE (2016 - 2020), XF (2008 - 2020), XJ (2010 - 2020), XJ-R 4.2 L 32V (2003 - 2009), XJ12 6.0 L 24V (1994 - 1999), XJ6 4.0 L 24V (1994 - 1998), XK (1997 - 2009), XK8 4.0 L 32V (1996 - 2005), XK8 4.2 L 32V (2003 - 2009)

→ **JEEP** Cherokee (1993 - 2015), Commander (2005 - 2006), Compass (2016 - 2021), Renegade (2015 - 2020)

→ **LAND ROVER** Discovery (2005 - 2019), Range Rover (2011 - 2020)

→ **PEUGEOT** Boxer 2.3 L 16V (2009 em diante), Boxer 2.8 L 8V (1999 - 2009)

→ **RAM** Rampage 2.0 L 16V (2023 em diante)

→ **VOLVO** C30 (2006 - 2012), C70 (2007 - 2011), S40 (1995 - 2010), V40 (1995 - 2020), V50 (2004 - 2012), V60 (2012 - 2020)



2419



ORIG. TJG.945.517

→ **VW** Caminhão Titan



5.5 bar



22 mm
1/8" x 27 NPTF

2424



ORIG. 500320913

→ **IVECO** Freio de mão, Daily, Tector, Eurocargo, Vertis, Cursor



6.3 bar



24 mm
M12 x 1,5

2464



ORIG. 441.014.021.0, A001.545.84.24,
A671.763.03.10

- WABCO
- MERCEDES-BENZ Ônibus 1726 com câmbio automático Voith



0,50 bar



M12 X 1,5

2465



ORIG. 441.014.023.0

- WABCO
- MERCEDES-BENZ Ônibus 1726 com câmbio automático Voith



2,50 bar



M12 x 1,5

2466



ORIG. 441.014.024.0

- WABCO
- MERCEDES-BENZ Ônibus 1726 com câmbio automático Voith



1 bar



M12 x 1,5

2504



- INTERRUPTOR SISTEMA DE LUBRIFICAÇÃO INDUSTRIAL



40 bar



22 mm - Cônica
M10 x 1,0

2321




ORIG. 85HU.2W067.AA, T16.945.525
 → **FORD** Cargo. 712, 814, 815, 915, 1317E, 1517E, 1717E, 2628E, 2422E, 2428E, 1722E, 2622E, 2632E, 2932E, 4432E, 4532E, 5032E, 6332E
 → **VW** Caminhões 8-140



22 mm
M18 x 1,5

2333




ORIG. 101909
 → **TROLLER** T4



M12 x 1,25

2342



ORIG. 46742976, 46840511, 46834703, 606885431, 60816500, 4534.38
 → **ALFA ROMEO** 147, 156, 159, Brera
 → **CITROEN** Jumper
 → **FIAT** Bravo (2011 - 2016), Doblo (após 2002), Ducato (2006 - 2017), Linea (2009 - 2016), Palio 1.4 e 1.6 (2012 - 2017), Palio Weekend (após 2013), Punto (2008 - 2017), Stilo (2003 - 2011), Strada (após 2013)
 → **PEUGEOT** Boxer



BOTÃO
AUTORREGULÁVEL

2357



ORIG. 1J0.927.189, 7H0.927.189
 → **VW** Gol (após 1994), Parati (após 1996), Saveiro (após 1994), Voyage (após 2009)
 → **AUDI** A3



BOTÃO AUTORREGULÁVEL

2384



ORIG. 46.433.243, 46.519.703, 4534.29
 → Grand Siena (a partir de 2012)



2408



ORIG. 1J0.927.189.C, 1J0.927.189.E, J0.927.189.F, 6Q0.927.189, 8E0.927.189.B, 7H0.927.189
 → **VW** Amarok (após 2010), Bora (após 2001), Fox (após 2004), Golf (após 2000), Jetta (após 2005), New Beetle (após 2006), Polo (após 2003), Spacefox (após 2006), Up! (após 2014)
 → **AUDI** A3, A4, A6, Allroad, TT
 → **SEAT** Alhambra, Altea, Arosa, Cordoba, Exeo, Ibiza, Leon, Toledo



BOTÃO AUTORREGULÁVEL

2420



ORIG. 500365771
 → **IVECO** Daily



2440



ORIG. 1H0.927.189.D
 → **AUDI** A2, A3, TT
 → **VW** New Beetle, Golf IV 1.6 e 1.8T



BOTÃO AUTORREGULÁVEL

2447



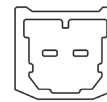
ORIG. 8200.276.359, 25.32.551.92R, 25320-00Q0B, 4419589
 → **RENAULT** Captur, Duster, Kwid, Laguna (após 2001), Logan, Megane (após 1996), Oroch, Sandero
 → **NISSAN** NV400 (após 2011)
 → **OPEL** Movano B (após 2010)



2449



ORIG. 46784314
 → **FIAT** Palio (1996 - 2017), Palio Weekend (1996 - 2020), Siena (1996 - 2017), Strada (2001 - 2020)



2453



ORIG. 68345587AA
 → **FIAT** Fiorino (após 2011), Uno (após 2011)



4000




ORIG. 111.919.081

→ VW Fusca 1200, Kombi 1200

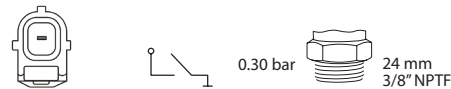


4001




ORIG. 6U5Z.9278.J

→ FORD Fusion, Escape
→ LINCOLN Zephyr
→ MERCURY Mariner, Milan



4002




ORIG. 12570964, 12576388, 12579946, 12590793, 12611588, 12635957, 1511069, 8125709640, 8125907930, 8126115880

→ BUICK Enclave, Lacrosse, Rainer
→ CADILLAC SRX
→ GM Captiva 3.0 / 3.6, Trailblazer 3.6, Colorado, Equinox, Malibu, Traverse, Omega 3.6 (2011)
→ GMC Acadia, Canyon, Envoy, Terrain
→ HUMMER H3, H3T
→ ISUZU Ascender, I-280, I-290, I-350, I-370
→ OLDSMOBILE Bravada
→ PONTIAC G6, Torrent
→ SATURN Aura, Outlook, Vue



4003




ORIG. 94750, 37000, 94750, 37100

→ HYUNDAI HB20, Creta, HR, i30, ix35, Azera, Elantra, H100, H1, Entourage, Genesis, Santa Fé, Sonata, Tiburon, Tucson, Veracruz, XG350, Accent, Atos, Coupe
→ KIA Soul, Cerato, K2500, Picanto, Rio, Sorento, Sportage, Magentis, Ceed, Carens, Carnival, Opirus, Forte, Optima, Rondo, Sedona



4004



ORIG. 2897324, BH0X.9D290, AA, 2R0.906.051D, 2R0.906.051, 2R0.906.051.E

→ CUMMINS Motores Cummins ISBe 3.9L e 5.9L
→ DODGE RAM
→ FORD F-250, Cargo
→ VW Caminhões
→ AGRALE Caminhões e ônibus



4005



ORIG. 25240-00Q0A, 25240-00QAH, 82.00.359.627, 82.00.670.467, 82.00.671.272, 82.00.970.474

→ NISSAN X-Trail
→ RENAULT Captur 2.0 16V (após 2016), Duster 1.6 16V (após 2012), Duster 2.0 16V (após 2011), Fluence 1.6 16V (após 2011), Fluence 2.0 16V (após 2011), Grand Scenic 2.0 16V (2008 - 2012), Kwid 1.0 12V (após 2016), Laguna 2.0 16V (2002 - 2004), Logan 1.0 12V (após 2016), Master 2.5 16V (2004 - 2013), Master 2.3 16V (após 2013), Megane 1.6 16V (2006 - 2013), Megane 2.0 16V (2006 - 2013), Sandero 1.0 12V (após 2016), Sandero RS 2.0 16V (após 2016)



4006



ORIG. 4076930, 68002994AA, BH0X.2D290.AA, 2Z0.906.051, 2Z0.906.051F, 2Z0.906.051G

→ CUMMINS Motores ISBE 4 e 6 cilindros
→ DODGE RAM 2500, RAM 3500, RAM 4500, RAM 5500
→ FORD Caminhões: Cargo 815E, 816, 1317E, 1319, 1517E, 1519, 1717E, 1719, 1722E, 2422E, 2423, 2428E, 2429, 2622E, 2623, 2628E, Camionete: F250, F350, F4000
→ VW Caminhões: 8.150, 9.150, 15.170, 17.250, 24.250 Delivery: 4.150 2.8 ISF (após 2018), 4.160 2.8 ISF (após 2018), 6.160 2.8 ISF (após 2018), 9.170 3.8 ISF (após 2018), 11.180 3.8 ISF (após 2018), 13.180 3.8 ISF (após 2018), Delivery Express: 2.8 ISF (após 2017), Ônibus: 8150 EODC, 9150 EODC



4007



ORIG. 504026706, 500356067, 1131.98, 1131.C7, 1131.J5, 1131.K7, 1131.J9, 23C.906.051E

→ IVECO 35S14 (2008 - 2019), 70C16 (2008 - 2011), 35C14 (2008 - 2012), 45S14 (2007 - 2012), 55C16 (2008 - 2012), 45S16 (2008 - 2012), 30130 (após 2020), 60170 (após 2022), 30160 (após 2022), 70170 (após 2020), 45170 (após 2020), 55170 (após 2020), 65170 (após 2020), 35150 (após 2020), 50C17 (2013 - 2019), 40S14 (após 2016), 45S17 (2013 - 2019), 55C17 (2013 - 2019)
→ PEUGEOT Boxer 2.3 (2009 - 2017)
→ CITROEN Jumper 2.3 (2009 - 20017)
→ VW CAMINHÕES Delivery 6.170 3.0 F1C (após 2023), Delivery Express 3.0 F1C (após 2022)

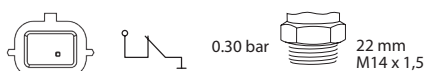


4008



ORIG. 8200.671.275, 25240-00Q0F

→ RENAULT Logan 1.6 8V e 16V, Sandero 1.6 8V e 16V, Duster 1.6 16V, Kangoo, Megane
→ NISSAN Livina, March



4009

ORIG. 82036588

→ **NEW HOLLAND** Tratores série TL com motor Iveco, TL70A, TL80A, TL90A, TL100A



4010

ORIG. 75285485

→ **NEW HOLLAND** Tratores série TL com motor MWM. TL60, TL60E, TL75, TL75E, TL85, TL85E, TL95, TL95E



4011

ORIG. 65.697

→ **FORD WILLYS** Rural, Aero, Itamarati, Jeep. (Motor 6 cilindros)



4012

ORIG. 021.369-T1

→ **MAXION** Tratores 9150 e 9170



4013

ORIG.

→ **JOHN DEERE** SLC 6200, motor MB 352



4014

ORIG. MN163743, 1131.K4, 0011530632, 0011531032, 1221530032

→ **MITSUBISHI** ASX, Colt, Galant, Grandis, Lancer, Lancer Sportback, Outlander, Pajero

→ **PEUGEOT** 4007

→ **CITROEN** C-Crosser

→ **SMART** Fourtwo, Fortwo



4015

ORIG. 8200.671.271 8200.359.629 8200.367.215 8200.367.216 8200.670.466

→ **RENAULT** Sandero 1.0 16V, Logan 1.0 16V, Clío 1.0 16V



4016

ORIG. 93180245, 25240.00QAG, 25240.4M400, 25240.4M40E, 7701059974

→ **INFINITI** EX35, FX35, FX45, FX50, G20, G35, G37, M35, M45, Q45, QX4, QX56

→ **NISSAN** 370Z, Altima, Armada, Cube, Máxima, Murano, Pathfinder, Rogue, Sentra, Tiida, Livina, March, Versa, Frontier

→ **RENAULT** Laguna, Master



4017

ORIG. 12611710509, 12611730160, 756848001, 12610150684, 12612367061, 12617568480, 12617620512, 12618611273, 37240-P5T-G01, NUC100280L, NUC000040, STC2252, 1252552, 1252569, NUC100350

→ **BMW** 128i (2008-2013), 135i (2008-2013), 318i (1985-1999), 318is (1991-1999), 318ti (1995-1999), 320i (1992-2005), 323ci (2000), 323i (1998-2011), 323is (1998-1999), 325ci (2001-2005), 325e (1985-1987), 325es (1986-1987), 325i (1987-2006), 325is (1992-1995), 325ix (1988-1990), 325xi (2001-2006), 328ci (2000), 328i (1996-2013), 328xi (2007-2008), 330ci (2001-2006), 330i (2001-2006), 330xi (2001-2006), 335d (2009-2011), 335i (2007-2013), 335is (2011-2013), 335xi (2007-2008), 525i (1989-2007), 525xi (2006), 528e (1985-1988), 528i (1998-2010), 528xi (2008), 530i (1994-2007), 530xi



(2006-2007), 535i (1989-2010), 535i GT (2010), 540i (1994-2003), 545i (2004-2005), 550i (2006-2013), 550i GT (2010-2013), 635csi (1985-1989), 645ci (2004-2005), 650ci (2006-2010), 650i (2006-2013), 735i (1988-1992), 735il (1988-1992), 740i (1993-2012), 740il (1993-2001), 740li (2011-2012), 745i (2002-2005), 750i (2006-2013), 750il (1997-2001), 750li (2006-2013), 760i (2005-2006), 760li (2003-2013), 840ci (1997) 850ci (1997), Alpina B7 (2007-2013), Alpina B7L (2011-2013), M1 (2011), M3 (1988-2013), M5 (1988-2013), M6 (1987-2013), X3 (2004-2012), X5 (2000-2013), X6 (2008-2013), Z3 (1996-2002), Z4 (2003-2013), Z8 (2000-2003).

→ **HONDA** Accord

→ **LAND ROVER** Defender, Discovery, Freelander, Range Rover

→ **MG** TF, MG ZR, MG ZS, MG ZT, MG ZT-, MG F

→ **OPEL** Omega

→ **ROVER** 200, 25, 400, 45, 75



4018



ORIG. 887283760, 887283760
 → **MASSEY FERGUSON** Motores SISU POWER
 → **VALTRA** Trator



4019



→ **EXIMPORT** Sistema de lubrificação



4020



ORIG.
 → **EXIMPORT** Sistema de lubrificação



4021



ORIG. E9SZ.9278.A, E9SC.9278.AA, BF7T.9278.A
 → **FORD** Explorer (1992 - 2000), F-1000 (1992 - 1998), Ranger V6 gasolina (1994 - 1997), Ranger 2.8 e 3.0 Diesel



4022



ORIG. 89HU.9278.AA, B6A.9278.A, D6NN.9278.A
 → **FORD** Jeep, Rural, F75 4 CIL, Maverick 4 CIL, F100, F350, F600, F4000, Trator



4023



ORIG. E6HT.9278.AA
 → **FORD** Cargo



4024



ORIG. 92BB.9278.AA, 92BB.9278.BB, 90AB.9278.AB
 → **FORD** Escort, Mondeo, Mondeo SW, Ka, Fiesta, Courier, Maverick 4 cilindros



4025



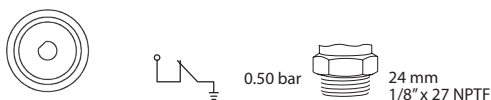
→ **STEMAC** Grupos geradores
 → **UNIVERSAL / INDUSTRIAL**



4026



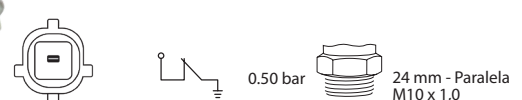
ORIG. 1609395
 → **VOLVO** Ônibus e caminhões



4027



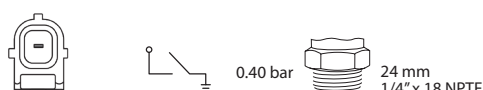
ORIG. 2RD.919.081
 → **VW** Caminhões 8150, 9150 motor 4 e 6 cil.



4028



ORIG. BF8T.9278.AA, BF9T.9278.AA, 905695090041E
 → **FORD** F250, F350, F4000, F12000, F14000, F16000, Cargo 2426, 2628
 → **MWM**



4029



ORIG. 11039249
 → **VOLVO** Pá Carregadeira L120



4030



ORIG. DQ42767

→ JOHN DEERE Colheitadeiras, unidade hidráulica



4031



ORIG. DQ40989

→ JOHN DEERE Colheitadeiras, unidade hidráulica



4032



ORIG. 90.578.20100.60, 117400

→ MWM

→ VALTRA Tratores



4033



ORIG. 8005.111.033.08.8, A001.542.69.17, A001.542.70.17, A345.542.71.17, A346.542.71.17, R75786

→ AGRALE

→ MERCEDES-BENZ Ônibus, caminhões. 312, 321, 1111, 1113, 1114, 1115, 1116, 1118, 1214, 1313, 1314, 1316, 1317, 1318, 1418, 1513, 1514, 1516, 1517, 1518, 1618, 2013, 2017, 2213

→ NEW HOLLAND Colheitadeira 4040/5050

→ TOYOTA Com motor Mercedes-Benz

→ VALMET Tratores

→ CBT Tratores



4034



ORIG. 3M51.9278.AA, 3M51.9278.AB, 3M51.9278.AC, 157A.9278.AA, 157Z.9278.AA, 3571.9278.AA, 3571.9278.AB, 3571.9278.AC, 98AB.9278.AA, 98AB.9278.CA, 98AB.9278.A1A, 98AB.9278.A2A, XS2Z.9278.AA, 4737666, LR004410, LR000633, 1131.J2, AJ813129

→ FORD Courier Zetec Rocam (até 2008), Escort 1.6 Zetec Rocam (2000 - 2003), Ecosport 1.0 Supercharger, 1.6 Sigma (após 2012), 2.0 Duratec (2003 - 2008), 2.0 Duratec Flex (após 2012), Edge EcoBoost, Fiesta 1.0 e 1.6 (até 2008), Focus 1.6 Zetec Rocam (até 2008), 1.6 Sigma (após 2009), 1.8 (2000 - 2005), 2.0 Duratec (após 2005), Fusion 2.0 EcoBoost (2012 - 2016), Ka Zetec Rocam 1.0 e 1.6 (até 2008), 1.5 Sigma (após 2013), 1.0 3 cilindros (após 2014), New Fiesta 1.6 Sigma (após 2010), Ranger 2.2 Duratorq diesel (após 2012), 3.2 Duratorq diesel (após 2012), Territory (após 2020), Transit Duratorq diesel (2012 - 2016)

→ TROLLER 3.2 Duratorq (2014 - 2022)

→ LAND ROVER Discovery 4 Sport 2.0 (após 2014), Freelander 2 2.0 (2011 - 2014), Range Rover Evoque 2.0 (após 2011), Range Rover III 3.6 D (2006 - 2012), Range Rover III 4.4 D (2010 - 2012), Range Rover IV 4.4 D (após 2012), Range Rover Sport I 3.6 D (2006 - 2013), Range Rover Sport II 4.4 (após 2013)

→ PEUGEOT Boxer 2.2

→ CITROEN Jumper 2.2

→ JAGUAR XE 2.0



4035



ORIG. 94.600.398

→ GM D10/20/40/60/70, C10/60 Diesel

→ TOYOTA Motor 14B (sem mostrador de pressão)



4037



ORIG. 7009.007.014.00.8

→ AGRALE 4100, 4200, 4300, Bobcat



4038



→ UNIVERSAL / INDUSTRIAL



4039



ORIG. 2RD.919.081, 90.568.50900.49, 250.906.051.A

→ MWM 1210P, 1214 0P, 14150, motores MWM

→ VW Caminhões com motor Sprint



4040



ORIG. B6A.9278.A, 930139, D6NN.9278.A

→ FORD Cargo: 1315, 1415, 1618, 2218. F4000

→ MAQUINAS SVEDALA - ROLOS COMPACTADORES Dynapac CA-15 e CA-25

→ NEW HOLLAND Tratores Série 10



4041



ORIG. E.064.421, BD7T.9178.AA, 5.284.268

- **CASE**
- **FORD** Tratores 4 CIL., 4600, 5600, 6600, Nova Ecosport
- **POCLAIN**

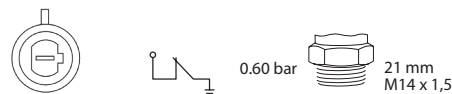


4042



ORIG. 98442879, 98445111

- **IVECO** Eurocargo, Euroclass, Eurorider, Eurostar, Eurotech, Eurotracker, Stralis, Cursor



4043



ORIG. 2SL.919081, XC45.9278.AA

- **FORD** F-12000 e F14000 (93 a 98), Cargo: 712, 814, 815, 815-S, 915, 1215, 1415, 1217, 1317, 1417, 1517, 1617, 1717, 1421, 1521, 1621, 1721, 2421, 1622, 1722, 2422, 2622, 3222, 2425, 2426, 2626, 2631, 1731, 2831, 4031, 4331, 5031



4044



ORIG. 79MU.9278.A, 86AU.9278.AA, 2101-38100600, 029.919.081.3, 029.919.081.B, 021.919.081.B

- **FORD** Corcel e Belina I e II (após 1971), Del Rey, Scala, Escort L/GL/GHIA/XR3, Pampa (após 1982)
- **LADA** Niva 1.6 4WD
- **VW** Gol, Voyage, Parati, Saveiro



4045



ORIG. 7.502.811

- **FIAT** 147, Oggi, Prêmio, Spazio, Elba, Panorama, Fiorino, Europa, Furgão, Uno até 1991

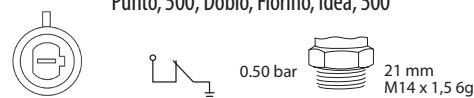


4046




ORIG. 46420838, 4859913, 500312468, 4859914, 50008757, 55202374, 60593844, 60593845, 60808371, 71749462, 7681395, 7705830, 7706596, 504310254, 5801891612

- **FIAT** Motores 1.0 8V, 1.0 16V, 1.3 16V, 1.4 8V, 1.4 16V e 1.5, Uno, Palio, Palio Weekend, Siena, Strada, Punto, 500, Dobló, Fiorino, Idea, 500



4047



ORIG. 798.551.65

- **FIAT** Caminhões

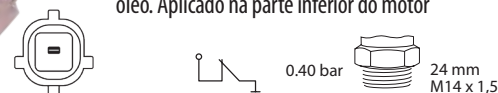


4048




ORIG. BG5X.9F479.CA, 2R0.919.081

- **FORD** Cargo Leve eletrônico a partir de 2005, Médio e Pesado eletrônico 2005-2011. (1317 E, 1517 E, 1717 E, 1722 E, 2622 E, 2628 E, 2422 E, 2428 E)
- **VW** Caminhões com motores Cummins (8.150, 9.150, 15.170, 17.250, 24.250), Micro-Ônibus 8-150 motor MAN
- **CUMMINS** Motores ISB 3.9 com 2 interruptores de óleo. Aplicado na parte inferior do motor



4049



ORIG. 98469129

- **IVECO** Daily 35.10, Van furgão



4050



ORIG. 7.710.826

- **FIAT** Modelos com motor Diesel 1300CC (Mercosul)



4051



ORIG. 6U5Z.9278.D, 1U5Z.9278.DA, 1L5Z.9278.GA, F8AZ.9278.DA, G1CZ.9278.B, GC3Z.9278.B, 1LSZ.9278.AA, 1U5Z.9278.GA, 6U5Z.9278.G, 1F2118501A, PS312, 1F2118501

- **FORD** Ka 1.0 e 1.6 Zetec Rocam (2009 - 2013), Ecosport 1.6 Zetec Rocam (após 2008), 2.0 Duratec (2008 - 2012), Courier Zetec Rocam (após 2008),



Fiesta 1.0 e 1.6 Zetec Rocam (2009 - 2014), Focus 1.6 Zetec Rocam (após 2008), Edge 3.5 Duratec (2008 - 2018), Explorer (1999 - 2005), F-250 4.2 gasolina (1998 - 2002), Fusion 2.0 Duratec (2013 - 2019), 2.3 Duratec (2006 - 2009), 2.5 Duratec flex/híbrido (2009 - 2019), 3.0 Duratec (2009 - 2012), Ranger 2.3 DOHC (2001 - 2012), 2.5 Duratec (2012 - 2020), 4.0 V6 gasolina (2001 - 2003)



4052



ORIG. 028.919.081.E 028.919.081.G
028.919.081.J

- VW Fox, Gol, Passat VR6, Golf VR6, Voyage
- SEAT Alhambra, Córdoba, Ibiza, Inca, León



0.30 bar



24 mm
M10 x 1,0

4054



ORIG. 1S10875, 4608303,
4608303AB, 4609026, 4687649,
4707670, 5149098AA,
7B09.19081.A, 88924460,
MO4687649

- CHRYSLER 300, 300M, Cirrus, Concorde, Grand Voyager, Intrepid, LHS, Neon, New Yorker, Pacifica, PT Cruiser, Sebring, Town e Country, Voyager

- DODGE Avenger, Caravan, Challenger, Charger, Grand Caravan, Intrepid, Journey, Magnum, Neon, Nitro, Stratus

- EAGLE Talon, Vison

- JEEP Liberty, Wrangler

- PLYMOUTH Breeze, Grand Voyager, Neon, Voyager



0.40 bar



27 mm
3/8" x 18 NPT

4055



ORIG. 732124694600398

- GM D-11000, C-10, D-10, D-20, Chevrolet Brasil



0.60 bar



24 mm
1/8" x 27 NPTF

4056



ORIG. 7.511.028

- FIAT Todos com Manômetro



0.50 bar



21 mm
M14 x 1,5 Gg

4057



ORIG. 24580010

- GM Plugue elíptico. Para plugue redondo aplicar o produto 4074, Celta (2011 – 2016), Cobalt 1.4 e 1.8 (2015), Corsa (1994 – 2017), Montana 1.4 (2015), Ônix 1.0 e 1.4 (2013 – 2016), Prisma 1.0 e 1.4 (após 2007), Spin 1.8 (2015)



0.40 bar



24 mm
M14 x 1,5

4058



ORIG. 059.919.081H, 059.919.081E,
958.606.081.60

- VW Motores 1.9 TDI, 2.0 FSI, 2.0 TSI, 2.0 TFSI, 2.5, Bora (2005 - 2010), Jetta (2005 - 2010), New Beetle (2006 - 2010), Passat (2006 - 2007)

- AUDI Motores 2.0 FSI, 2.0 TSFI, 2.0 TDI, 2.4, 2.5, 3.0 FSI, 3.0 TSFI, 3.0 TDI e 4.0 TSFI, A1, A3, A4, A5, A6, A7, A8, S4, S5, S8, Q5, Q7

- PORSCHE Motor 3.0 Diesel, Cayenne, Macan, Panamera



0.95 bar



24 mm
M10 x 1,0

4059



ORIG. A11-3810010BC

- CHERY Tiggo




0.40 bar



24 mm
1/4" x 18 NPT

4060



ORIG. 12635992, 24577642

- GM Captiva 2.4 (2009 - 2017), Malibu 2.4 (2010 - 2013)



0.30 bar



24 mm
M12 x 1,75

4061



ORIG. 82.00.671.278

- RENAULT Clio 1.0 16V, Logan 1.0 16V, Sandero 1.0 16V, Kangoo 1.0 16V



0.90 bar



21 mm
M14 x 1,5

4062



ORIG. 1316119

→ **LAND ROVER** Discovery 3, Discovery 4, Range Rover Sport



0.40 bar



24 mm
1/4" x 18 NPTF

4063



ORIG. 6283080M91

→ **MASSEY FERGUSON** Trator linhas 200, 250, 265, 275, 283, 290, 297, 680, 4275, 5000, Colheitadeiras linhas 3640, 5650



1 bar



21 mm
1/8" x 27 NP

4064



ORIG. 079.919.081, 955.606.091.02, 079.919.081

→ **AUDI** A6, A8, Q7, RS4, RS6, S5, S6, S8, R8
→ **PORSCHE** Cayenne 3.6
→ **VW** Phaeton 3.0, Touareg 3.6



1.40 bar



24 mm
M10 x 1

4065



ORIG. 55354325, 90338647

→ **GM** Cruze 1.8 (2012 - 2016), S10 Diesel (após 2012), Sonic 1.6 (2012 - 2016), Tracker 1.8 (2013 - 2016), Trailblazer Diesel (após 2013)



0.40 bar



24 mm
M10 x 1,0

4066



ORIG. 1606877, E62038

→ **VOLVO** Ônibus e caminhões
→ **CASE** Tratores



0.50 bar



24 mm
1/8" x 27 NPTF

4067



ORIG. 60513055, 60568392

→ **ALFA ROMEO** 155, 164



0.30 bar



24 mm
M10 x 1,0

4068



ORIG. 532.583

→ **SCANIA** Caminhão: L-110, L-111, LK-140, LK-141, Ônibus: BR-116



0.80 bar



24 mm - Cônica
M10 x 1,0

4069



ORIG. 026.919.081.1 056.919.081.C 028.919.081.D 028.919.081.H, 026.919.081.1

→ **VW** Apollo (1991 - 1992), Gol (1981 - 1996), Parati (1982 - 1995), Santana (1984 - 2006), Saveiro (1981 - 1996)
→ **SEAT** Cordoba, Ibiza
→ **FORD** Escort, Verona, Royale, Versailles



0.30 bar



24 mm - Paralela
M10 x 1,0

4070



ORIG. 021.919.081.0 040.919.081.1

→ **VW** Fusca, Kombi, TL, TC, Variant, SP2, Puma, Brasília, Gol (motor a ar), Saveiro (motor a ar)



0.30 bar



24 mm - Cônica
M10 x 1,0

4071



ORIG. 056.919.081.E 056.919.081.D

→ **VW** Pressão de óleo do filtro, Golf, Polo, Polo Classic, Gol GTi 2.0 16V
→ **AUDI** A3, A4
→ **SEAT** Cordoba, Ibiza



1.8 bar



24 mm
M10 x 1,0

4072



ORIG. 027.919.081.1 030.919.081.1

→ **VW** Gol (1981 - 2006), Logus (1993 - 1996), Parati (1982 - 2002), Pointer (1993 - 1996), Polo (1997 - 2000), Saveiro (1981 - 2006), Voyage (1982 - 1995)
→ **FORD** Escort, Verona (após 1992), Royale, Versailles
→ **SEAT** Cordoba, Ibiza



0.30 bar



24 mm - Paralela
M10 x 1,0

4073



ORIG. 029.919.081.1 029.919.081.2

→ **VW** Gol (1981 - 1996), Logus (1993 - 1996), Parati (1982 - 2001), Pointer (1993 - 1996), Polo (1997 - 2000), Saveiro (1981 - 1996), Voyage (1982 - 1995)
→ **FORD** Escort, Verona



0.40 bar



24 mm
M14 x 1,5 6g

4074




ORIG. 7.084.483, 500.312.468, 55.202.374, 55270192, 55354378, 90.336.039, 93.318.082, 93.362.638, 25.180.905, 55.202.374, 93.177.490, 93.193.582, 90507539

→ **GM** Plugue redondo. Para plugue elíptico utilizar o produto 4057. Motores 1.0, 1.4, 1.6, 1.8, 2.0, 2.2, 2.4, Agile, Astra, Astra Wagon, Blazer, Calibra, Celta, Corsa, Meriva, Montana, Ômega 2.0 2.2 3.0, Ônix, Pick-Up Corsa, S10, Spin, Tigra, Vectra, Zafira

→ **JEEP** Renegade (gasolina)

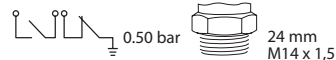


4075



ORIG. 25.036.849

→ **GM** Kadett 1.8 e 2.0 EFI (1992 - 1998), Monza 1.8 e 2.0 EFI (1992 - 1996), Omega 4.1 (1995 - 1998), S10 e Blazer 2.2 EFI e MPFI e 2.4 MPFI (1995 - 2003), Silverado 4.1, Grand Blazer 4.1 e HD3500 4.1 (1997 - 2002), C20 4.1 (1996)



4076



ORIG. 77.00.771.825 77.00.777.660 77.00.417.970

→ **RENAULT** Clio 1.0 8v, Symbol 1.6 16V, Traffic, Clio 1.6 16V, Megane 1.6 16V, Scenic 1.6 16V, R19, Laguna

→ **PEUGEOT** 206 1.0 16V



4077



ORIG. 301.021.20

→ **VALTRA** Tratores (interruptor de pressão de óleo da caixa de câmbio)



4078



ORIG. 94.603.087

→ **GM** Opala, Comodoro, Diplomata, Caravan, Puma GTB, A10, A20, A40, C10, C20, C40, (1965 - 1975)



4079



ORIG. 94.603.087

→ **GM** Opala, Caravan



4080



ORIG. 37200-590-036, 1026050GG010, 900.18.501-C, MD001482, MD001483, MD017430, MD021566, MD021567, MD138993, MD001481, 1258A003, 37820.73000, 37820.79600, 37820.82000, 83530-10010, 83530-10020, 83530-12010, 83530-12020, 83530-14010, 83530-14030, 83530-28030, 83530-30030

→ **HONDA** Civic

→ **JAC MOTORS** J2, J3

→ **KIA** Besta, Carens, Carnival, Cerato, Joice, K2500, K2700, Magentis, Pregio, Rio, Sorento, Sportage


→ **MITSUBISHI** Galant, Lancer, L200, L300, Colt, Pajero, Triton, Space Wagon, TR4, Airtrek

→ **SUZUKI** Grand Vitara, Jimny, Swift, SX4, Sidekick, Vitara, Samurai, Alto, Baleno, Carry, Ignis, Liana, SJ 410, SJ 413, Super Carry, Wagon R, Wagon R+, X-90

→ **TOYOTA** Camry, Corolla, Hiace, Hilux, SW, Land Cruiser, Liteace, Model F, Starlet, Previa



4082



ORIG. 37240-PHM-003, 37241-RNA-A01, 83520-05010, 83530-0E010, 83530-AA011, 83530-12070, 83530-14060, 83530-14060, 83530-30090, 83530-14070, 83530-28010, 83530-20030, 83530-28010, 83530-28020, 83530-05010, 83530-30090, 83530-60020, 83530-30100, 83530-60010, 83530-60010, 83530-05010, 83530-60020, 83530-28020, 83530-AA011, 30713497

→ **HONDA** Accord (IX, VII, VIII), City, Civic (1.8, 2.0), CR-V, CR-Z, HR-V, Fit, Insight, Jazz

→ **ACURA** RDX, TSX

→ **MAZDA** RX 8

→ **TOYOTA** Corolla, 4 Runner, Avensis, Camry, Carina, Celica, Hilux, SW4, Land Cruiser, Paseo, Previa, Prius, RAV 4, Supra, Yaris, Etios

→ **LEXUS** CT200H, ES (250, 3.0, 3.5, 300, 300h, 350), GS (250, 300, 300h, 350, 400, 430, 450h, 460, F), GX (F, 460, 470), HS (250h), IS (200, 200d, 220d, 250, 300, 300h, SportCross 200, SportCross 300, C 250, C 350), LS (Coupé 500, Coupé 500h, 400, 430, 460, 500, 500h), NX (200, 300h), RC (270, 300h, 350, F), RX (300, 330, 350, 400h, 450h), SC (300, 400, 430)

→ **VOLVO** S80 V8, XC90 V8



4081



ORIG. 83530.30060, 150.18.501-D, 0866.18.501A, 83530-300-1020

→ **DAIHATSU** Aplause, Charade, Feroza

→ **HYUNDAI** Topic

→ **KIA** Besta

→ **MAZDA** 626/929, MX-3

→ **TOYOTA** Camry, Hilux, Corolla, SW



4083



ORIG. 83530-14030, 83530-87705, 3024539, 3600688, E9BZ.9278.A, 94750-11010, 94750-11102, 94750-11110, 94750-21000, 94750-21010, 94750-21020, 94750-21030, 1.345.18.501, B.366.18.501, B.367.18.501

- DAIHATSU Charade
- FORD Ranger
- HYUNDAI Tucson, Accent, Atos, Coupe, Elantra, Galloper, Getz, H-1, H100, i30, Lantra, Matriz, Pony, S Coupe, Santa Fé, Santamo, Sonata, Stellar, Terracan, Trajet, XG
- MAZDA 121, 2, 3, 323, 323 C, 323 F, 323 P, 323 S, 5, 6, 626, B-Serie, BT-50, Demio, MPV, MX-3, MX-5, MX-6, Premacy, Xedos 6, Xedos 9



4084



ORIG. 37240-PD2-003, 37240-PT0-014, 37240-P2F-A01, 37240-PD2-004, 37240-PT0-003, 37240-PT0-004, 37240-PT0-013, 37240-PT0-023, 11110-94750, 25240-89900

- HONDA Accord, Civic, Prelude
- HYUNDAI Accent, Elantra, Excel, Sonata, H-100
- NISSAN Sentra



4085



ORIG. 06A.919.081.A, 06A.919.081.D, 06A.919.081.J, 06A.919.081.F, 06A.919.081.E, 95560609100, 95560609101

- VW Amarok (2010 - 2012), Bora (2001 - 2002), Golf (2000 - 2001), Jetta (2005 - 2007), New Beetle (2000 - 2005), Passat (1998 - 2001), Polo (2003 - 2006), Tiguan (2008 - 2011), Touareg (2004 - 2005)
- AUDI A3, A4, A6, A8, Cabriolet, Q7, TT
- SEAT Cordoba, Ibiza, Arosa, Alhambra, Leon, Toledo
- PORSCHE Cayenne



4086



ORIG. A695.542.72.17

- MERCEDES-BENZ Caminhões e ônibus M96, 1214, 1418, 1620



4087



ORIG. 036.919.081.A, 036.919.081.B, 036.919.081.C, 036.919.081.D, 06A.919.081.C,

- VW Amarok (após 2010), Bora (2001 - 2002), Fox (após 2004), Gol (G5 e posterior), Golf (após 2000 1.6 e 2.0), Jetta (2005 - 2018), Kombi (motor 1.4), New Beetle (2000 - 2005), Nivus (após 2021), Parati (2011 - 2013), Passat (1998 - 2001), Polo (2003 - 2018), Saveiro (G5 e posterior), Spacefox (2006 - 2010), T-cross (após 2020), Taos (após 2021), Tiguan (2008 - 2018), up! (2014 - 2017), Tuareg (2004 - 2005), Virtus (após 2018), Voyage (G5 e posterior), Caddy, Eos, Lupo, Sharan, Touran, Crafter, Multivan, Transporter
- AUDI A3, A4, A6, TT
- SEAT Ibiza 1.0 16V



4088



ORIG. 372-1002070, S113810010, 361.7936

- CHERY QQ
- CHRYSLER Dodge 1800



4089



ORIG. 60.01.055.056, 77.00.771.828, 3343237, 3344237-8

- RENAULT Clio 1.7, 1.7 16V, Laguna 3.0 V6, Trafic, 1.9D, R11, R19, R21
- VOLVO 440, 460, 480



4090



ORIG. A012.542.66.17

- MERCEDES-BENZ Sprinter
- GURGEL Motor a ar



4092



ORIG.

- VALMET Trator



4091



ORIG. PRC 404, PRC 638, PRC 6387

- LAND ROVER Defender 90/110/130, 2.3, 2.5, 2.5D, TD, Defender TDI, 200, 300, Discovery TDI, 200, 300, Range Rover 3.5, 2.5 TDS, TDI.



4093



ORIG. 3977579, BH1X.9D290.AA BG6X.9D290.AA, 20721216, 22708253, 2TD.919.081

- CUMMINS
- FORD Caminhões e ônibus com motor Cummins ISCE 8.3 L, 4432E, 2632E, 2932E, 5032E, 4532E, 1832E, 6332E
- VOLVO VM
- VW Caminhões e ônibus com motor Cummins ISCE 8.3L



4094



ORIG. 7.522.40.69, 43.72.485

→ FIAT ALLIS Tratores



4096



ORIG. 96.614.775.80, 1131.C5, 1131.K5, 93.330.573, LR005365, Y401-18-501, Y401-18-501A, 11.42.7.805.983, 12.61.7.536.724, 12.61.7.568.481, 25240-6F901, 1131.C5, 1131.K5, 96.614.775.80

→ CITROEN Berlingo, C3, C4, C4 Grand Picasso, C4 Picasso, C4 Pallas (2.0), C5, C6, C8, Jumper, Xantia, XM, Xsara, Xsara Picasso

→ GM Tracker (2002 - 2004)

→ LAND ROVER Freelander 2 Diesel 2.2, Evoque Diesel 2.2

→ MAZDA 2, 3

→ MINI Cooper, Cabriolet, Clubman, Coupé, Roadster, JCW

→ NISSAN Micra

→ PEUGEOT 106, 107, 206, 207, 208, 306, 307, 308 (1.6 16V e 2.0), 406, 407, 408 (2.0), 607, 806, 807, 1007, 4007, Hoggar, Boxer, Partner



4099



ORIG. 9301012, 93342424, 98500506, 7005207C1E

→ GM Chevette, Marajó, Chevy 500, Monza, Kadett, Ipanema, S10 e Blazer 2.8 Diesel (2000 - 2009)

→ NISSAN Frontier

→ MWM



40101



ORIG. K68003360AA, K05149097AA, 468672AA, 4707051, 4868672AA, 5149059AA, 5149097AA, PS535

→ FIAT Freemont 2.4 16V (após 2012)

→ JEEP Commander (2006 - 2010), Liberty (2003 - 2012), Grand Cherokee (2003 - 2010), Wrangler (2003 - 2006)

→ CHRYSLER 200 (2011 - 2014), Aspen (2007 - 2009), Sebring (2007 - 2010)

→ DODGE Avenger (2008 - 2013), Caliber (2007 - 2012), Journey (2009 - 2017), Dakota (2003 - 2011), Durango (2003 - 2009), Nitro (2007 - 2011), RAM 1500 (2003 - 2013), RAM 2500 (2003 - 2008), RAM 3500 (2003 - 2008)



40103




ORIG. 038.919.081, 038.919.081.C, 038.919.081.D, 038.919.081.H, 038.919.081.K

→ VW Motores 1.4 TDI, 1.8 TSI, 1.9 D, 2.0 TSI, 2.5, Beetle,, EOS, CC (2012 - 2017), Fox (2004 - 2010), Fusca (2012 - 2016), Golf (2000 - 2001), Jetta (2015 - 2018), Passat (2008 - 2015), Polo (2003 - 2006), Tiguan (2017 - 2021)

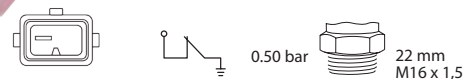


4095



ORIG. 1131.61, 1131.82

→ PEUGEOT 106, 306, 405, 406, Boxer



4097



ORIG. 96053621, 91177495

→ GM Tracker gasolina (2007 - 2009)



4098



→ CASE Tratores com motor Cummins




40100



ORIG. 252405053R

→ RENAULT Fluence 2.0 16V



40102



ORIG. 04E.919.081A, 06E.919.081F, 06H.919.081, 06H.919.081A, 06K.919.081, 958.919.081.10

→ VW Motores 1.4 TSi, 2.0 TSi, 2.0 TSi, 2.5 e 3.0 TSi, CC (2012 - 2017), Fusca (2012 - 2016), Golf (2013 - 2021), Jetta (após 2011), Passat (2011 - 2015), Polo (após 2018), T-cross (após 2020), Taos (após 2022), Tiguan (2012 - 2021), Virtus (após 2018)

→ AUDI Aplicado nos motores 1.4 TSi, 2.0 TSi, 2.0 TSi, 2.5 e 3.0 TSi, A1, A3, Q3, A4, A5, Q5, A6, A7, Q7, A8, TT

→ SEAT Alhambra, Altea, Ateca, Exeo, Ibiza, Leon, Tarraco

→ PORSCHE Macan 2.0



→ AUDI Motores 1.2 TDI, 1.4 TDI, 1.8 TFSI, 1.9 TDI, 2.0 TDI, 2.0 TFSI, A1, A2, A3, A4, A5, A6, A7, A8, Q2, Q3, Q5, Q7, TT

→ PORSCHE Cayenne S 4.5, Cayenne Turbo 4.5, Cayenne Turbo S 4.5



40105



ORIG. NUC000020

→ **LAND ROVER** Defender Cabrio - 1998 a 2016, Defender Pick-Up (LD) - 1998 a 2016, Defender Station Wagon (LD) - 1998 a 2016, Discovery II (LJ, LT) - 1999 a 2004



0.35 bar



24 mm
M10 x 1

40106



ORIG. 06D.919.081B

→ **VW** Bora (2005 - 2010), Beetle 2.5 (2011 - 2019), EOS 2.0 FSI (2006 - 2008), 2.0 TFSI (2006 - 2015), Golf V 2.0 (2004 - 2008), 2.0 GTI (2006 - 2008), 2.5 (2007 - 2008), Golf VI 2.0 GTI (2011 - 2012), 2.0 (2009 - 2013), 2.5 (2009 - 2013), Jetta V 2.0 FSI (2005 - 2010), 2.0 TFSI (2005 - 2010), 2.5 (2006 - 2010), Jetta VI (2010), New Beetle 2.5 (2005 - 2010), Passat V 2.0 FSI (2005 - 2010), Variant 2.0 FSI (2005 - 2010), Scirocco 2.0 R (2009 - 2017), Touran 2.0 FSI (2003 - 2007)



40107



ORIG. NUC10003

→ **Land Rover** Freelander, Discovery I (LJ, LG), Defender Station Wagon (LD)



0.4 bar



24mm
1/8" x 27 NPTF

40111



ORIG. 46337579, 68482988AA, 55233423, 68096437AA

→ **FIAT** Toro Diesel
→ **JEEP** Renegade Diesel, Compass Diesel, Commander Diesel



2.2 bar



M10 x 1

40110



ORIG. 256915, 420256915

→ **Can-Am** Commander (1000, 1000R, 800, 800R, Max 1000, Max 1000R, Max 800R), Defender (HD10, HD5, HD8, Max HD10, Max HD8), Maverick (1000, 1000R, Max 1000R, Trail 1000R, Trail 800R, X3, X3 900 HO, X3 Max, X3 Max R, X3 R), Outlander (1000, 1000R, 400, 450, 500, 570, 650, 800R, 850, L 450, L 500, L 570, L MAX 450, L MAX 500, L MAX 570, Max 1000, Max 1000R, Max 400, Max 450, Max 500)



0.3 bar



24mm - Cônica
M10 x 1,0

40112



ORIG. 55508858

→ **GM** Onix 1.0 3 cilindros, 1.0 turbo (após 2020), Tracker 1.0 turbo, 1.2 turbo (após 2021), Montana 1.2 turbo



0.4 bar



24mm
M12 x 1,75

40113



ORIG. 2374894, 2848A071

→ **JCB CATERPILLAR** Compactadora de pavimento C13, Motor marinho CP11 GC, CS10, CS11, CS12, Carregadeira IT14G, 910K, 914G, 914K, 920K, Motor industrial 3054C, C1.5, C2.2, C4.4, C7.1, Retroescavadeira 416, 416D, 414E, 416E, 416F, 416F2, 420, 420D, 420E, 420F, 420F2, 422E, 422F, 422F2, 424, 424D, 426 F2, 428, 428D, 428E, 428F, 428F2, 430, 430D, 430E, 430F, 430F2, 432, 432D, 432E, 432F, 432F2, 434, 434E, 434F, 434F2, 442D, 442E, 444, 444E, 444F, 444F2, Motor de conjunto gerador C4.4DE55E2, Motoniveladora 140 GC, Manipulador telescópico C4.4, TH336C, TH337C, TH406C, TH514C, TH407C, TH414C, TH417C



0.8 bar



M12 x 1,5

40117



ORIG. T421762

→ **PERKINS** Motores 403A-15, 403D-07, 403D-15, 403D-15T, 403D-17, 403F-15, 404A-22, 404D-22, 404D-22T, 404D-22TA, 404F-22



0.80 bar



M8 x 1,25

6011



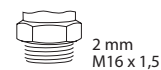
ORIG. 111.941.521.1, 111.941.521.2
 → **VW** Fusca, Brasília, Kombi, TC, TL, Variant, Puma, SP2



6012



ORIG. 2121-37101.80
 → **LADA** Laika, Niva, Samara



6013



ORIG. A344.545.01.06, A345.545.70.06
 → **MERCEDES-BENZ** Ônibus, caminhões OH1313, 0326, 0364, 1214, 1618



6014



ORIG. A000.545.87.14, 1662830
 → **MERCEDES-BENZ** Ônibus, caminhão, 0370, 0371
 → **VOLVO** B10M



6015



ORIG. 84210-98002
 → **TOYOTA** Bandeirante



6016



ORIG. A000.545.79.09, A000.545.52.09, A000.545.83.09, A001.545.11.09, A001.545.27.09, A001.545.53.09
 → **MERCEDES-BENZ** 709, 1214, 1218, 1417, 1418, 1420, Atego 1418 6 marchas



6017



ORIG. A000.545.71.06, A005.545.71.06, 0501.313.916
 → **MERCEDES-BENZ** 1618, 1620, 2428, 2423 com transmissão ZF 9S-75
 → **ZF**



6018



ORIG. 130472
 → **SCANIA** 112 - 10 marchas (1992 - 1997), 113



6019



ORIG. 75MU.15520.A
 → **FORD** Corcel I, Belina I (1971 - 1977)



6020



ORIG. A004.545.27.14
 → **MERCEDES-BENZ** Sprinter



6021



ORIG. A000.545.75.06, 0501.204.721, 0501.398.812
 → **MERCEDES-BENZ** 1418, 1420, 1520, 1618M, 1718A, 1620, 1720, 1718K, 1720K, L1218, L1418, L1620, LK1218, LK1418, LK1620, LK1623, LK1723, OF1318, OF1318, OF1417, OF1618, OF1620, OF1721, OH1318, OH1418, OH1420, OH1421L, OH1621L
 → **ZF** Caixa S5-680, S6-680, S5-820, S6-820



6022



ORIG. 014.941.521.1
 → **VW** Gol, Voyage, Saveiro, Parati, Santana, Quantum, Passat 5 marchas
 → **FORD** Del Rey, Pampa, Royale, Versailles



6023



ORIG. 013.941.521.1

→ **VW** Gol, Parati, Saveiro, Voyage (motor AT após 1996, 1.0, 8V e 16V)



22 mm
M18 x 1,5

6024



ORIG.

→ **FORD** Caminhão, F-1000, F-4000, F-12000, F-14000, Cargo 1317, 1517, 1521, 1717, 1722, 2422, 2622, 2428, 2628, 1932, 2632, 3132, C1317, C1517, C 1521, C1717, C1722

→ **VW** Caminhão e ônibus 12140H, 14150, 14200, 14220, 16170, 16180, 16210, 16220, 24220, 24250, 35300



22 mm
M18 x 1,5

6025



ORIG. 1594042, 1594042

→ **VOLVO** Caminhões



22 mm
M18 x 1,5

6027



ORIG. A001.545.44.14

→ **MERCEDES-BENZ** Caminhões LK 1218, 1418, 1620, 1935, 2217, 2635



M27 x 1,0
27 mm
M18 x 1,5

6028



ORIG. 02T.945.415, 02T.945.415.D, 02T.945.415.E 02T.945.415.K, 02T.945.415.L, 02T.945.415.P, 02T.945.415.Q

→ **VW** Bora (2001 - 2002), Fox (após 2004), Fusca (2012 - 2016), Gol (2006 - 2010), Golf (2000 - 2001), Nivus (após 2021), Parati (2006 - 2010), Polo (1997 - 2000 e após 2020), Saveiro (2006 - 2010), Spacefox (2006 - 2010), T-cross (após 2020), up! (2014 - 2017), Virtus (após 2018), Voyage (2009 - 2011)

→ **SEAT** Alhambra, Altea, Altea XL, Cordoba, Ibiza, Leon, Toledo



22 mm
M12 x 1,5

6029



ORIG. 96.018.110, 9609352480, 9601811080, 2257.40, 2257.34

→ **CITROEN** Jumper 2.8 Aspirada (1999 - 2000), Jumper 2.8 Turbo (1999 - 2002)

→ **FIAT** Ducato 2.5 Aspirada (1997 - 1999), Ducato 2.8 Aspirada (1999 - 2000), Ducato 2.8 Turbo (1999 - 2002)

→ **PEUGEOT** 106, 205, 206 1.0 16V, 306, 405, 406, Boxer 2.8 Aspirada (1999 - 2000), Boxer 2.8 Turbo (1999 - 2002)



22 mm
M14 x 1,5

6030



ORIG. 2257.41, 2257.33, 96018108

→ **CITROEN** Berlingo, Xantia, XM, Xsara, ZX, Picasso

→ **PEUGEOT** 106, 205, 206, 306, 309, 405, 406, 605, 806, Partner



22 mm
M14 x 1,5

6031



ORIG. 0317640A

→ **HYUNDAI** Topic

→ **KIA** Besta



22 mm
M14 x 2,0

6032



ORIG. A001.545.12.09, A001.545.28.09, A005.545.80.09

→ **MERCEDES-BENZ** 814, 914, 1114, 1218, 1418, caixa G3 55



M27 x 1,0
27 mm
M12 x 1,0

6033



ORIG. 5.994.949

→ **FIAT** 147, Oggi, Spazio, Uno, Panorama, Elba, Prêmio, Fiorino, (fabricados até 11/1991)



22 mm
M14 x 1,5

6035



ORIG. 7.588.520, 46410523, 50004425

→ **FIAT** Argo, Brava (2000 - 2003), Bravo (2011 - 2016), Elba (1985 - 2004), Fiorino, Grand Siena (após 2012), Idea (2006 - 2016), Linea (2009 - 2016), Marea (1999 - 2007), Marea Weekend (1999 - 2007), Mobi, Palio (1996 - 2017), Premio (1985 - 1993), Punto (2013 - 2017), Siena (após 1996), Stilo (2003 - 2011), Strada (após 1996), Tempra (1992 - 1999), Tempra SW (1992 - 1999), Tipo 1.6 e 2.0, Uno (após 1985), Coupe, Cronos, Doblo



22 mm
M14 x 1,5

6037



ORIG. 90.337.100

→ **GM** Omega, Suprema (1993 - 1998)



22 mm
M12 x 1,5

6038



ORIG. 22940, 7149116, A001.545.03.09, A001.545.43.09, A002.540.32.45, 2RP.941.521, 6112004039001

- **EATON** Caixas FS-5306A, FS-6206A, FS-6306A
- **IVECO** Ônibus: CC118E220, CC170E220, Tector EURO 3 170E22, 170E25, 240E25 (2010 - 2011), Eurocargo 160E21, 160E23, 170E22, 170E24, 230E22, 230E24, 260E25 (1998 - 2012)
- **MERCEDES-BENZ** L1621, L2318, L2418, LK1721
- **VW** Caminhão 7.110
- **AGRALE** 13000 (após 2008), 14000 (após 2013), MA 12 (após 2009), MA 12.0 (após 2005), MA 15 (após 2009), Volare W12 (após 2009)



22 mm
M14 x 1,5

6040



ORIG. MITSUBISHI: M474114, MW30899625
NISSAN: 32005-00QAA
OPEL: 4410080, 4414385
RENAULT: 7700422630, 7700422630, 7700778780, 7700802640
VOLVO: 30899625, 3474114-0

- **MITSUBISHI** Carisma, Space Star
- **NISSAN** Interstar, Kubistar, Primastar
- **OPEL** Movano, Vivaro
- **RENAULT** Clio (1999 - 2009), Kangoo (1999 - 2018), Laguna (1994 - 2003), Master (2002 - 2013), Megane (1998 - 2010), Renault 19 (1991 - 1999), Renault 21 (1992 - 1994), Safrane 2.0 L 12V (1992 - 1996), Scenic (1999 - 2010), Trafic 2.2 L 8V (1995 - 1999), Trafic 2.0 L 8V (1999 - 2002), Twingo (1995 - 2002)
- **VOLVO** 460 2.0 L 8V (1992 - 1996), S40 1.8 L 16V (1995 - 2010), S40 2.5 L 20V (2004 - 2007), S40 2.4 L 20V (2003 - 2010), V40 1.5 L 16V (2015 em diante), V40 1.8 L 16V (1995 - 2004), V40 2.0 L 20V (2013 - 2016), V40 2.0 L 16V (2016 em diante)



24 mm
M14 x 1,5

6041



ORIG. A001.545.17.09, A001.545.74.09, A001.545.47.09, A002.545.02.09


- **MERCEDES-BENZ** Pode ser aplicado na ré, neutro, tucho ou tomada de força. Accelo: 1016, 915 C, Atron: 1319, 1624, 2324 6X2, 2729 6X4, Actros: 2544 6X2, 2546 6X2, 2548 6X2, 2644 6X4, 2646 6X4, 2648 6X4, 2651 6X4, 2655 6X4, 2660 6X4, 4144 8X4, 4844 8X4, 4848 8X4, Caminhões: 1215-C, 1318, 1718, 1718-M, 1938, 1938 6X2, 1944, 1944, 2428, 6X4, 2726 6X4, 2726-B 6X4, 2726-K 6X4, 915-E, L 2638, L 2638 6X4, L-1218 Eletrônico, L-1318, L-1418 Eletrônico, L-1620 4X2, L-1620 6X2 Eletrônico, L-1620 6X2 Mecânico, L-1622 4X2, L-1622 6X2 Eletrônico, L-1624 4X2, LK-1218 Eletrônico, LK-1620, LO-914, LO-915, LO-915 Eletrônico, LS-1938, LS-2638, Ônibus: O-500-M



22 mm
M20 x 1,5

1725, O-500-M 1726, O-500-M 1728, O-500-M 1826, O-500-RS 1636, O-500-RS 1636 EURO 5, O-500-RS 1735, O-500-RS 1833, O-500-RS 1835 Euro 5, O-500-RS 1836 Euro 5, O-500-RSD 2036, O-500-RSD 2042, O-500-RSD 2236, O-500-RSD 2336, O-500-RSD 2436 EURO 5, O-500-RSD 2442, O-500-RSD 2443 Euro 5, O-500-RSD 2736, O-500-RSD 2736 Euro 5, O-500-RSD 2742, O-500-RSD 2743 EURO 5, O-500-U 1723, O-500-U 1725, O-500-U 1726, O-500-U 1826, OF-1115, OF-1218, OF-1219, OF-1417, OF-1418, OF-1519 Euro 5, OF-1721, OF-1721 Euro 5, OF-1722, OF-1723, OF-1724, OH-1418 Eletrônico, OH-1420, OH-1518, OH-1519, OH-1520, OH-1521, OH-1523, OH-1621-L, OH-1622-L, OH-1623-L, OH-1626-L, Atego: 1315, 1418, 1419, 1518, 1718, 1719, 1723, 1725, 1725 4X4, 1726, 1726 4X4, 1728, 1729, 2423 6X2, 2425 6X2, 2426 6X2, 2428 6X2, 2429 6X2, Axor: 1933, 1933 Euro 5, 2035, 2036, 2040, 2041, 2044, 2533 6X2, 2533 6X2 Euro 5, 2535 6X2, 2536 6X2, 2540 6X2, 2540 6X2 Euro 5, 2541 6X2, 2544 6X2, 2544 6X2 Euro 5, 2640 6X4, 2641 6X4, 2644 6X4, 2644 6X4 Euro 5, 2825 6X4, 2826 6X4, 2828 6X4, 2831 6X4, 2831 6X4 Euro 5, 3340 6X4, 3341 6X4, 3344 6X4, 3344 6X4 Euro 5, 4140 6X4, 4141 6X4, 4144 6X4, 4144 6X4 Euro 5

6043



ORIG. 2257.52, 2257.59

- **CITROEN** C4 2.0, C4 Pallas 2.0, Picasso 2.0, Grand Picasso 2.0, Berlingo 1.6 16V, DS3, DS4, DS5, Xantia, Xsara
- **PEUGEOT** 206 1.0, 307 2.0, 3008 THP, RCZ THP
- **SUZUKI** Liana



22 mm
M14 x 1,5

6044




ORIG. 081.941.521.1

- **VW** Câmbio 4 marchas, Gol, Passat, Kombi, Fusca, Brasília, SP2, Voyage, Parati



22 mm
M18 x 1,5

6045



ORIG. 2257.53, 2257.42, 963.387.5680, 965.987.0380, 966.290.6780, K68094217AA, 8200209496, 320054913R, 8200771472

- **CITROEN** C3, Jumper, DS3, DS4, DS5, Xantia, XM, Saxo, Xsara
- **PEUGEOT** 106, 206 1.4 e 1.6, 207, 208, 306 1.6, 307 1.6, 308 1.6, Boxer 2.8
- **FIAT** Ducato (após 2005), Scudo
- **RENAULT** Kwid, Logan, Master, Sandero, Duster



22 mm
M14 x 1,5

6047



ORIG. 1662926, 20853399, 21095380, 21318083, 85116453

- **VOLVO** Caminhões EDC, FH12, NH12, câmbio ZF - Luz de neutro



27 mm
M18 x 1,5

6048



ORIG. 28700-PWL-003

→ **HONDA** Civic, City, Fit



M18 x 1,5

6050



ORIG. A004.545.61.14, 0501.311.809

→ **MERCEDES-BENZ** Caminhões Accelo, 712C, L0914, 914C, 914, 1215C eletrônico

→ **ZF** Caixa S5-42



M27 x 1,0
27 mm
M18 x 1,5

6051



ORIG. 55203408, 46410524

→ **FIAT** 500 1.4 (2010 - 2014), Doblo 1.6 (2004 - 2005), Grand Siena 1.4 (após 2013), Palio 1.4 (após 2012), Palio 1.0 6 marchas, Palio Weekend 1.0 6 marchas, Siena 1.0 6 marchas



22 mm
M18 x 1,5

6053



ORIG. XS4T.15520.AA, XS4Z.15520.A, XZ4T.15520.AA

→ **FORD** Focus 2.0, Mondeo



2 mm
M16 x 1,0

6055



ORIG. 079N.U15520.A

→ **FORD** Corcel II, Belina II, Del Rey, Scala, Pampa, (câmbio 5 marchas)



22 mm
M18 x 1,5

6056



ORIG. 500056192, A000.545.94.06, 2R0.941.521.A, 2R0.941.521.B, 0501.210.785, 0501.398.869

→ **IVECO** Vertis 90V16 (2011), 130V18 (2010 - 2011)

→ **MERCEDES-BENZ** Accelo 815 (2012 - 2022), 915 (2003 - 2012), L0815 (2013 - 2022), L0914 (1999 - 2004), L0915 (2004 - 2012)

→ **VW** Delivery 10.160 (2012 - 2019), 5.150 (2011 - 2021), 8.150 (2009 - 2012), 8.160 (2011 - 2021), 9.150 (2009 - 2012), 9.160 (2011 - 2019), Ônibus 5.150 (2011 - 2021), 8.150 (2010 - 2019), 8.160 (2015 - 2021), 9.150 (2012 - 2019), 9.160 (2012 - 2022)

→ **ZF**



27 mm
M18 x 1,5

6049



ORIG. 0501.311.807, 0501.305.443, 0501.331.663, A001.545.16.14, 1662762, 212001278

→ **ZF** Caixas ZF: 9S-75, 8S-1350, 16S-1300, 16S-1600, 16S-1650, 5S-680, 56-680

→ **SCANIA** 110 (1971 - 1975), 111 (1976 - 1981)

→ **MERCEDES-BENZ** 1218 (1991 - 1997), 1418 (1998 - 2003), 1524 (1985 - 1987), 1525 (1986 - 1990), 1620 (2007 - 2012), 1622 (1996 - 2006), 1625 (1989 - 1996), 1630 (1989 - 1999), 1632 (1998 - 2002), 1634 (2006 - 2012), 1718 (1998 - 2005), 1720 (1999 - 2006), 1929 (1981 - 1987), 1932 (1985 - 1988), 1933 (1984 - 1991), 1934 (1984 - 1991), 1935 (1989 - 1999), 1938 (1998 - 2005), 1941 (1989 - 1997), 2325 (1989 - 2000), 2635 (1993 - 1999), 2638 (1999 - 2006)

→ **VOLVO** N10 (1987 - 1988), N12 (1987 - 1988), NL10 (1996 - 1999), NL12 (1993 - 1999)

→ **RANDON** RK 425, RK 430



M27 x 1,0
27 mm
M18 x 1,5

6052



ORIG. 96068066, 37610-83001

→ **GM** Tracker (2007 - 2009)

→ **SUZUKI** Vitara



22 mm
M14 x 1,5

6054



ORIG. A001.545.82.14, A001.545.47.14, A001.545.57.09, A000.545.42.14, 1541086, 343795, 370710, 1303471, 1620905, 0641959, 81255050636, 81255036119, 81255050236, 81255050239, 81255050426, 81255056110, 81255200050

→ **MERCEDES-BENZ** Ônibus e caminhões. Atego, Axor

→ **SCANIA** Caminhão Série 4, P, G, R, T, caixas GRS 890/R, GRS 920/R, GRS0 900/R

→ **DAF** CF, CF 75, CF 85, XF, XF 95, XF 105, YTZ

→ **MAN** E2000, F2000, F90, M2000M, M90, TGA



M27 x 1,0
27 mm
M18 x 1,5

6057



ORIG. 2771532, BH3X.15520.AA, A000.261.03.91, 20519883

→ **EATON**

→ **FORD** Cargo 1729, 2429

→ **MERCEDES-BENZ** L1622, L1624, 1718, 2423

→ **VOLVO** VM 17, VM 23, VM 210, VM 270



27 mm
M16 x 1,5

6058



ORIG. 3315631, 0501.209.492, A005.545.73.14, A000.545.82.06, 6007.011.346.00.3

- **EATON** Caixas: FS4005A, FS4205A, FS5005A, FS5505C, FS5205A, FSO4305A, FSO4305C, FSO4405A, FSO4405C, FSO4505C, RT11710B, RT7608LL, RT8609A, RT8908LL
- **ZF** Caixas S5-420, S5-420 SSO, S5-420 HD
- **MERCEDES-BENZ** L0814 (1996 - 2001), L0812 (1988 - 1996), L0712 (2003 - 2012), 710 (1996 - 2012)
- **AGRALE** 6000 MWM 4-10 TCA, 7500, 7500 MWM 4.10 TCA, 8500, 9200, Furgovan 8000, MA 7.5, MA 7.9, MA 8.5, MA 9.2, MA 10, MA 10.0, Volare A8 e W8
- **GMC** Caminhão 6-150
- **INTERNATIONAL** 4900
- **IVECO** 150T
- **PUMA** 7900 CS (1996 - 1998)



6059



ORIG. 4846676

- **IVECO** Daily 2.8 3510, 4012, 4910, 4912, 5912, 6012, 7012, 3513, 3813, 4013, 5013, 6013, 7013 (1997 - 2007)



6060



ORIG. 013.945.415.A

- **VW** Gol (1994 - 2006), Parati (1996 - 2002), Santana (1984 - 2006), Saveiro (1994 - 2002)
- **VW CAMINHÕES** 18.310 (2002 - 2006), Constellation: 13.180 (2010 - 2012), 13.190 (após 2012), 15.180 (2006 - 2012), 15.190 (2012 - 2019), 17.190 (2012 - 2018), 17.250 (2006 - 2012), 17.280 (após 2012), 17.230 (2015 - 2018), 17.330 (2012 - 2018), 19.320 (2002 - 2016), 19.330 (2013 - 2018), 19.360 (2016 - 2020), 19.370 (2007 - 2012), 19.420 (2014 - 2020), 23.230 (após 2014), 24.250 (2006 - 2014), 24.280 (2011 - 2022), 24.330 (2012 - 2019), 25.320 (2008 - 2012), 25.370 (2008 - 2012), 25.390 (2012 - 2018), 25.420 (2014 - 2018), 26.280 (2011 - 2016), 26.370 (2011 - 2012), 26.390 (2012 - 2018), 26.420 (2012 - 2018), 31.280, (2012 - 2018), 31.320 (2007 - 2012), 31.330 (após 2012), 31.370 (2007 - 2012), 31.390 (2012 - 2018)



6061



ORIG. 3348746, BG1T.15520.A

- **EATON**
- **FORD** Ranger 2.8 e 3.0 Diesel, 2.3 gasolina



6063



ORIG. 91317640

- **KIA** Besta 2.2




6064



ORIG. 4304808, 6006.004.190.00.6, F7HZ.15520.CB, F7HT.15520.CB, 2W0.941.521

- **EATON** Observação: em algumas caixas é usado como interruptor de engate da 1ª marcha. Caixas: FS2305C / FS4205A / FS5205A / FS5306A / FS5406A / FS6306B / FS6406A / FS6406A / FS65405A / FS65406A / FS66206A / FS66206B / FS66406A / FS66406B / FS66406BE / FS66206A / FS66406A / FS6809406AE / FSO4305C / FSO4405C / FSO4505C / RT7608LL / RT8908LL Aplicados em veículos VW, FORD e AGRALE

- **AGRALE** Caminhões: 6500, 8500, 8700, 10000, MA 15, MA 8.5 TCE, MA 8.7, MT 15.0, MT 17, V8, Volare A5, Volare A6, Volare V5, Volare V6, W8, W9
- **FORD** Caminhões F12000, F14000, F16000
- **VW** Ônibus e caminhões: 8-120, 5-140, 8-150, 8.150E, 9.150E, 13.170E, 15-170E, 13.180E, 15.180E, 13.190, 13-190, 15-190, 17-190, 13.190E, 15.190E, 17.190E, 17-210E, 23-210E, 17-230E, 17-250E, 23-250E, 24-250E, 17-260, 24-260, 26-260, 17-260E, 24-260E, 26-260E, 31-260E, 18-310, 18-320E, 18-330, 18-330E



6065



ORIG. BF8T.15520.A

- **FORD** F250, F350, F4000



6066



ORIG. 7.316.598, 93.236.444

- **GM** Chevette, Chevette Hatch, Chevette Júnior, Marajó, Chery 500, Opala, Diplomata, Comodoro, Caravan, D20, D40 D60, S10 e Blazer 2.2, 2.4, 2.5 (1995 - 2001), Silverado



6067



ORIG. TE3.941.521

- **VW** Ônibus e caminhões (até 1986)



6068



ORIG. TE6.941.521

→ **VW** Ônibus e caminhões (após 1986), 11-130, 12-140, 12-170, 13-130, 14-140, 14-150, 16-170, 16-180, 7-110S, 7-90S

→ **FORD** F1000, F4000, F7000, F11000, F12000, F14000

→ **GMC** 6-100, 6-150 (Câmbio Eaton)



22 mm
M14 x 2,0

6070



ORIG. 23049569

→ **GM** S10 e Blazer 2.8 Diesel e 4.3 V6 (1996 - 2011)



2 mm
M16 x 1,5

6071



ORIG. 84210-98003

→ **TOYOTA** Bandeirante (após 1994)



27 mm
M18 x 1,5

6072




ORIG. A631.545.00.06

→ **MERCEDES-BENZ** MB100, MB140, MB160, MB180



2 mm
M16 x 1,5

6074



ORIG. 60811423

→ **ALFA ROMEO** 145, 146, 147, 155, 156, GT, GTV, Spider

→ **LANCIA** Dedra, Delta, Lybra, Musa, Prisma, Ypsilon



22 mm
M14 x 1,5

6075



ORIG. A004.545.61.14, 0501.216.473, 0501.219.861

→ **MERCEDES-BENZ** 712C, 914C, 1215C, L0914

→ **ZF**



M27 x 1,0
27 mm
M18 x 1,5

6069



ORIG. 3003451, 88HU.15520.

AA, C9TZ.15520.C, 6LSZ.15520.A, F4TB.15520.AA, BF8T.15520.A, TJG.312.115, TJG.941.521, 2R0.941.521

→ **FORD** Cargo: 1119 (2013 - 2020), 1215 (1991 - 2002), 1217 (1992 - 2002), 1317 (2002 - 2012), 1319 (2012 - 2016), 1415 (1992 - 2002), 1417 (1992 - 2002), 1419 (após 1991), 1422 (1991 - 1999), 1517 (2002 - 2015), 1519 (após 2012), 1521 (2002 - 2006), 1617 (1991 - 2002), 1621 (1999 - 2002), 1622 (1991 - 2002), 1630 (1993 - 2002), 1717 (2002 - 2012), 1719 (após 2012), 1721 (1999 - 2006), 1722 (1991 - 2015), 1723 (após 2012), 1731 (1993 - 2004), 2322 (1991 - 1994), 2421 (2003 - 2006), 2422 (1993 - 2012), 2423 (após 2012), 2425 (1996 - 2002), 2428 (2006 - 2011), 2429 (após 2012), 2622 (1991 - 2012), 2626 (1993 - 2006), 2628 (2006 - 2012), 2630 (1997 - 2002), 2631 (1997 - 2002), 2632 (2006 - 2011), 2831 (2005 - 2006), 2932 (2006 - 2011), 3222 (2002 - 2006), 3224 (1992 - 1997), 3530 (1991 - 1997), 4030 (1995 - 2002), 4031 (1995 - 2002), 4331 (2003 - 2006), 4432 (2006 - 2007), 4532 (2007 - 2011), 5031 (2005 - 2006), 5032 (2006 - 2011), 6332 (2008 - 2011), 814 (1996 - 2002), 815 (1996 - 2016), 816 (2012 - 2020), 915 (2002 - 2006), B1618 (1993 - 1997), B1621 (1992 - 1998), Explorer (1995 - 1997), F12000 (1992 - 1998), F14000 (1992 - 1998), F250 (1998 - 2012), F350 (após 2014), F4000 (após 1996), Ranger (1997 - 2012)

→ **VW** 12.140 (1991 - 1998), 12.170 (1997 - 2000), 12.180 (1999 - 2001), 13.150 (2000 - 2006), 13.170 (2000 - 2001), 13.170 WORKER (2004 - 2006), 13.180 (2000 - 2006), 13.180 WORKER (2004 - 2012), 13.190 (2001 - 2006), 13.190 WORKER (2013 - 2019), 14.150 (1991 - 2000), 14.170 (1997 - 2000), 14.180 (1999 - 2000), 14.200 (1991 - 1994), 14.220 (1991 - 2000), 15.170 (2000 - 2001), 15.180 (2000 - 2006), 15.180 WORKER (2006 - 2012), 15.190 (2001 - 2007), 16.170 (1991 - 2000), 16.180 ONIBUS (1993 - 1998), 16.200 (1998 - 2000), 16.210 (1989 - 1991), 16.210 ONIBUS (1998 - 2000), 16.220 (1991 - 2000), 16.300 (1996 - 2000), 17.180 WORKER (2006 - 2012), 17.210 (2001 - 2006), 17.220 (2000 - 2006), 17.220 WORKER (2007 - 2018), 17.240 ONIBUS (2001 - 2007), 17.260 ONIBUS (2004 - 2012), 17.220 (2000 - 2006), 17.220 WORKER (2007 - 2018), 17.240 ONIBUS (2001 - 2007), 17.260 ONIBUS (2004 - 2012), 17.300 (2000 - 2002), 17.310 (2002 - 2006), 18.320 EOT (2006 - 2012), 23.210 (2002 - 2006), 23.220 (2002 - 2006), 24.250 (1992 - 2002), 24.250 WORKER (2006 - 2019), 26.220 (2000 - 2005), 26.220 WORKER (2006 - 2012), 26.260 WORKER (2008 - 2012), 26.300 (2000 - 2003), 31.260 (2004 - 2005), 31.310 (2001 - 2006) - 35.300 (1991 - 2001), 40.300 (2099 - 2001), 7.100 (1994 - 2002), 7.110 (2000 - 2002), 8.100 (1997 - 2000), 8.120 (2000 - 2007), 8120 ONIBUS (2006 - 2012), 8.120 WORKER (2006 - 2012), 8.140 (1994 - 2000), 8.140 ONIBUS (1994 - 2000), 8.150 (2000 - 2007), 8.150 ONIBUS (2000 - 2003), 9.150 (2000 - 2005), 9.150 ONIBUS (2000 - 2003), L80 (1996 - 1997)



6073



ORIG. TOYOTA: 84210-12040, 84210-04010, 84210-0K010, 84222-12010, 84210-52050

PORSCHE: 99761318000, 99761318001

→ **TOYOTA** Hilux SW4 3.0, 4 Runner, Camry, Carina, Celica, Corolla, Land Cruiser, Paseo, Previa, RAV-4, Auris, Avenir, Dyna, Echo, FJ Cruiser, Hiace, Liteace, Matrix, Modell, MR 2, Picnic, Starlet, T100, Tacoma, Tarago, Tercel, Truck, Tundra, Urban, Verso, Yaris, Etios

→ **DAIHATSU** Charade

→ **PORSCHE** 911 V 3.6 (Carrera, Carrera 4), 911 V 3.8 (Carrera S., Carrera 4S, Carrera 4 GT)



M18 x 1,5

6076



ORIG. NISSAN: 32105-00QAD, 32005-00QAE, 32005-00QAEKT, 32005-AX000

RENAULT: 8200008194, 8200177718

→ **NISSAN** Versa, Livina, Sentra, March, Micra, Qashqai, Tiida, X-Trail, Almera

→ **RENAULT** Duster, Fluence, Grand Scenic, Laguna, Logan, Master, Megane, Sandero, Scenic, Trafic



M14 x 1,5

* Original plugue verde

6077



ORIG. 90.069.100

→ GM Monza, Ipanema, Kadett (1989 - 1998)



22 mm
M12 x 1,5

6078



ORIG. 24.261.926, 90.245.033,
90.482.454, 93.329.852, 93.371.760,
94.770.529

→ GM Celta, Corsa (Wind, Sedan, Wagon e Pick-Up), Calibra, Tigra, Vectra, S10 e Blazer (diesel e gasolina), Meriva, Zafira, Montana, Prisma, Agile, Astra, Kadett (1998)



22 mm
M12 x 1,5

6079



ORIG. 547.941.521, 002.945.415.A,
002.945.415.B, 005.566.119,
020.945.415.A, 015301960AA

→ VW Apollo, Logus, Pointer, Golf (1992 - 1995) modelos com injeção eletrônica
→ FORD Escort, Escort SW, Verona (modelos com injeção eletrônica)
→ CHERY Celer



22 mm
M12 x 1,5

6080



ORIG. 15.566.155, 07.316.598,
020.945.415.A

→ GM Caminhão, 12.170, 14-190, 15-190, 16-220, Série A, C, D
→ VW



22 mm
M14 x 2,0

6081



ORIG. A003.545.16.14

→ MERCEDES-BENZ LK 1218, 1418, 1524, 1525, 1620, 1718, 1720, 1929, 1932, 1933, 1934



M 27 x 1,0
27 mm
M18 x 1,5

6083



ORIG. 02T.945.415P

→ AUDI A1, A2, A3, Q3, TT, S3



22 mm
M12 x 1,5

6084



ORIG. A005.545.45.14

→ MERCEDES-BENZ Caminhões - 0400, 0500R, 0F-1730, 0F-1732, 2423K



27 mm
M18 x 1,5

6087



ORIG. 2N15.15520.AA, 2N15.15520.AB

→ FORD Ecosport 2.0, Focus 2.0



2 mm
M16 x 1,5

6088



ORIG. 77FG.15520.AA

→ FORD Escort, Verona 1.6
→ VW Apollo 1.6



24 mm
M16 x 1,5

6089



ORIG. YS61.15520.AB, 97FG.15520.AB, 97FG.15520.AC

→ FORD Ka (Rocam), Courier, Ecosport (Rocam), Escort (1997 - 2002), Fiesta (Rocam), Focus (2000 - 2009)



2 mm
M16 x 1,5

6090

ORIG. 97FG.15520.A2A

→ **FORD** Escort, Mondeo, Mondeo SW, Ka, Fiesta, Courier



6092

ORIG. 1472739, 1420005

→ **SCANIA** 93, 113, 143, Série P, R, T



6099

ORIG. 020.941.521.A

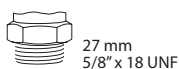
→ **VW** Apollo
→ **FORD** Escort, Verona



60103

ORIG. 3361192, 3344519, A000.545.89.06

→ **EATON** Caixa FSO-4405A
→ **MERCEDES-BENZ** Posição de neutro, Caminhões 710 (1996 - 2012), 712 (1992 - 2003), Accelo 1016 (2012), 815 (2012 - 2022), 915 (2002 - 2012), Ônibus L0610 (2001 - 2003), L0712 (2003 - 2012), L0812 (1988 - 1996), L0814 (1996 - 2001), L0915 (2004 - 2012)



60105

ORIG. 6S6Z.15520.AA, 9MST.15520.AA, 6S6T.15520.AA

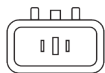
→ **FORD** Ecosport 1.6 8V (2004 - 2012), Ecosport 1.6 16V (2012 - 2017), Ecosport 2.0 16V (2012 - 2017), Ecosport 1.5 12V (2017 - 2021), Fiesta 1.0 8V (2010 - 2014), Fiesta 1.6 8V (2010 - 2014), Focus 1.6 16V (2009 - 2013), Focus 2.0 16V (após 2013), New Fiesta 1.6 16V (2010 - 2019), New Fiesta 1.5 16V (2013 - 2016), New Fiesta 1.0 12V (2016 - 2019), Ka 1.0 8V (2006 - 2012), Ka 1.6 8V (06 - 2012), Ka 1.0 12V (após 2014)



60107

ORIG. 93860-025501

→ **KIA** Picanto, Bongo K-2500
→ **HYUNDAI** HB20



60101

ORIG. 3348633, 503355669, 32005.6S301, 104241, 10812916

→ **EATON** Caixas FSO1305A, FSO1305B, FSO2305B, FSO2405B, FSO2405J, FSO2405K
→ **IVECO** Daily 35S14, 35S14 HD, 40S16, 45S14, 45S16, 55C16 (2008 - 2011)
→ **NISSAN** Frontier Diesel (após 2002)
→ **TROLLER** Jeep e Pick-Up
→ **VOLARE** Micro-ônibus
→ **TAC** Stark
→ **GMC** 3500 HD
→ **MITSUBISHI** L200 R (competição)



60104

ORIG. 1348509, 1348850, 1386191, 1394465, 1423964, 1423965, 1423967, 1423968, 1472273, 1472738, 1743180, 3197870, 1078493, 5592701

→ **SCANIA** Caminhões série P, G, R, T, Ônibus série F, K, N, Caixa G701, Tomada de força EG 500/501/502/503P/F
→ **VOLVO** FH, FM, FMX, NH, VM
→ **TRW**



60106

ORIG. 3362097, 503355805

→ **EATON**
→ **IVECO** Daily 70C16



60111

ORIG. 500056315

→ **IVECO** Caixa ZF 6S420, Daily 3.0 EURO 5 35S14, 35S14 HD, 40S14, 45S17, 50C17, 55C17, 70C17, 70C17 HD (após 2012)



60114



ORIG. 46434553, 60814251, 46434553, 60814251, K68097162AA, K68110115AA, 60814251, 46434553,

- ALFA ROMEO 145, 147, 156, 166, GT, GTV, Spider, Mito, Giulietta
- FIAT Bravo T-Jet, Marea Turbo, Marea Weekend Turbo, Stilo Abarth 2.4, Toro
- LANCIA Kappa, Lybra, Thesis



22 mm
M12 x 1,0

60116




ORIG. S11-3729011

→ CHERY QQ



22 mm
M14 x 1,5

60119



ORIG. 55583570, 55577819

- GM Agile (2014), Cobalt (2012 - 2017), Cruze (2012 - 2016), Montana (2014 - 2016), Onix (2013 - 2017), Prisma (2013 - 2017), Spin (2013 - 2016), Onix 2ª geração (manual 6 marchas)



22 mm
M12 x 1,5

60120



ORIG. 52104688

- GM Cobalt (após 2017), Onix (após 2018), Prisma (após 2017), Spin (após 2014)



22 mm
M12 x 1,5

60122



ORIG. 02K.945.415.K

- VW CC (2012 - 2017), Amarok (2010 - 2012), Golf (2013 - 2017), Jetta (2005 - 2007), New Beetle (2006 - 2010), Polo (após 2005), up! (2014 - 2017), Virtus (após 2018), Fusca (2012 - 2016)
- AUDI A1 (após 2012), A3 (após 2017), S3 (após 2017), TT (após 2007)



22 mm
M12 x 1,5

60123



ORIG. 3364121, 23B.919.823, 6020004190007

→ EATON Caixas ES06206, ES06106A, ES04106A, ES06106, EA06106

- VW Aplicado como interruptor de neutro, Delivery 4-150 (após 2017), Delivery 6-160 (após 2017), Delivery 9-170 (após 2017), Delivery 11-180 (após 2017), Delivery 13-180 (após 2018), Delivery Express (após 2017)

- AGRALE Aplicado como interruptor de neutro, A10000 (após 2018), A8700 (após 2018), MA 9.2 (após 2023), MA 10.0 (após 2017), MA 10700 (após 2022), MA 11.0 (após 2022), Micro-onibus A10000 (após 2023), Micro-onibus A8700 (após 2023), Micro-onibus Access (após 2023), Micro-onibus Attack 8 (após 2023), Micro-onibus Attack 9 (após 2023), Micro-onibus Fly 10 (após 2023)



M18 x 1,5

60125



ORIG. DG9Z-15520-A

- FORD Ecosport 6 marchas (após 2013)



M16 x 1,0

60126



ORIG. 3181943

- VOLVO VM 17 210 (2003 - 2011), VM 17 240 (2004 - 2005), VM 210 (2006 - 2012), VM 220 (após 2012), VM 23 210 (2004 - 2011), VM 23 240 (2004 - 2005), VM 260 (2006 - 2012), VM 270 (após 2012), VM 310 (2006 - 2011), VM 330 (após 2020)



M16 x 1,5

60127

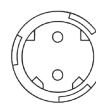


ORIG. BH5X.15520.AA, BH5X.15520.AA, 2V2.941.521

- FORD Cargo (1723, 1719, 2429, 1731, 2431, 1729, 3031, 1933)

- IVECO Tector Ecoline EURO 5 150E21, 170E21 (após 2012), Tector Ecoline EURO 5 9-190, 11-190 (após 2019), Vertis EURO 3 90V16, 130V18 (2010 - 2011), Vertis EURO 5 90V18, 130V19 (após 2012)

- VW Constellation 17.280, 24.280, 31.330



M18 x 1,5

8000



ORIG. A000.545.45.09 A000.545.60.09
A364.545.74.09, 422208, 298004,
D17941, 232007009R, 2910000371900

→ **MERCEDES-BENZ** Ônibus e caminhões, 1114, 1118, 1314, 1318, 1514, 1518, 1520, 1524, 1524, 1924, 1929, 1933, 1934


→ **SCANIA**

→ **VOLVO**

→ **VDO**



8001



ORIG. 1354870

→ **SCANIA** Série 4 - ônibus e caminhão



8011



ORIG. A000.545.79.14 A344.545.74.14

→ **MERCEDES-BENZ** Ônibus e caminhões



8022



ORIG. 6007.011.007.00.1, E064209,
A000.545.43.14 A344.545.73.14

→ **AGRALE** MA 8.5 Caminhão 7500, 8500, 9200, Volare A8, W8

→ **J.I.CASE** Carregadeiras W20 e W36

→ **MERCEDES-BENZ** Ônibus e caminhões



8033



ORIG. A000.545.54.14 A344.545.72.14

→ **MERCEDES-BENZ** Ônibus e caminhão (lâmpada piloto do reservatório), 1113, 1114, 1115, 1116, 1118, 1214, 1313, 1314, 1316, 1317, 1318, 1418, 1513, 1514, 1516, 1517, 1518, 1618, 2013, 2017, 2213



8044



ORIG. A001.545.41.14 A344.545.71.14

→ **MERCEDES-BENZ** Ônibus e caminhões, 1113, 1114, 1115, 1116, 1118, 1214, 1313, 1314, 1316, 1317, 1318, 1418, 1513, 1514, 1516, 1517, 1518, 1618, 2013, 2017, 2213



8045



ORIG. A002.545.09.14

→ **MERCEDES-BENZ** Ônibus e caminhão, com Top Break (freio motor)



8055



ORIG. A000.545.52.14

→ **MERCEDES-BENZ** Caminhão, 1114, 1118, 1314, 1318, 1514, 1518, 1520, 1524, 1524, 1924, 1929, 1933, 1934



8056



ORIG. 1361131

→ **SCANIA** Série 3 e Série 4



8066



ORIG. 532296, 232007001R,
250000004535

→ **SCANIA** L-111, LK-140, LK-141, S-112, T-112

→ **VDO**



8070



ORIG. A384.545.70.09

→ **MERCEDES-BENZ** Caminhões e ônibus



8073



ORIG. 1731130, 118389, 1454477

→ **SCANIA** Ônibus Série 4 (1994 - 2010)



8074



ORIG. 20424053

→ **VOLVO** Ônibus B7R, B9R, B9S, B9TL, B10L, B12B, B12M



0.80 bar M16 x 1,5

8077



ORIG. T00.945.517

→ **VW** Ônibus e caminhões

4.00 bar 24 mm 1/4" x 18 NPTF

8080



ORIG. 1730878

→ **SCANIA** F94, K114, K124, K94, L94, P114, P124, P94, R114, R124, R164, T124



5.6 bar 27 mm - Cônica M12 x 1,5

8084



ORIG. 20424060

→ **VOLVO** Ônibus e caminhões



5.4 bar 27 mm M16 x 1,5

8086



ORIG. A001.545.68.14

→ **MERCEDES-BENZ** Ônibus e caminhões

5.50 bar M24 x 1,0 24 mm M12 x 1,5

8088



ORIG. A693.545.78.09KZ
A384.545.78.09 A693.545.78.09

→ **MERCEDES-BENZ** 1938S (2003 - 2006), 1944S (2003 - 2006), Atego 2425 (2005 - 2012), 2428 (2007 - 2012), 2429 (2012 - 2015), Axor 1933 (2005 - 2018), 2035 (2005 - 2011), 2036 (2011 - 2019), 2040 (2005 - 2012), 2041 (2011 - 2019), 2044 (2012 - 2018), 2533 (2005 - 2019), 2535 (2009 - 2012), 2536 (2011 - 2019), 2540 (2004 - 2012), 2541 (2011 - 2018), 2544 (2005 - 2018), 2640 (2006 - 2012), 2641 (2011 - 2018), 2644 (2005 - 2018), 2826 (2005 - 2011), 3131 (2013 - 2018), 3340 (2006 - 2011), 3341 (2012 - 2018), 3344 (2005 - 2018), 4140 (2006 - 2011), 4141 (2006 - 2018), 4144 (2006 - 2018)



1.00 bar 24 mm M12 x 1,5 Int.

8076



ORIG. 5C45.9C872.AA

→ **FORD** Controle de velocidade no pedal de freio, Caminhões: 815E (após 2005), 816 (após 2012), 1119 (após 2013), 1317E, 1517E, 1717E, 1722E, 1832E, 2422E, 2428E, 2622E, 2628E, 2632E, 2932E, 4432E, 4532E, 5032E, 6332E (2008 - 2011)



0.2 bar 24mm 1/8" x 27 NPTF

8078



ORIG. 1730875

→ **SCANIA** Série 4, ônibus e caminhões



0.7 bar 27mm M12 x 1,5 Cônica

8082



ORIG. 20424056

→ **VOLVO** Caminhões e ônibus



2.00 bar 27 mm M16 x 1,5

8085



ORIG. BC45.9C872.AA EC45.13480.AA

→ **FORD** Controle de velocidade no pedal de freio, cargo leve e pesado (após 2011)



0.40 bar 24 mm M16 x 1,5

8087



ORIG. 2R0.947.561.C

→ **VW** Freio motor, Ônibus, Volksbus, 15180 Eletrônico 2005, 17230, 17260



0.20 bar 24 mm M12 x 1,5 Int.

8089



ORIG. A384.545.73.09 A693.545.76.09

→ **MERCEDES-BENZ** 1620 (2007 - 2012), 1625 (1989 - 1996), 1634 (2001 - 2012), 1938 (1998 - 2005), 1938S (2003 - 2006), 1944S (2003 - 2006), 2423 (1999 - 2009), 2638 (1999 - 2006), Atego 1315 (2005 - 2010), 1418 (2004 - 2012), 1419 (após 2012), 1518 (2005 - 2012), 1718 (2005 - 2012), 1719 (2012 - 2022), 1725 (2004 - 2012), 1726 (2012 - 2019), 1729 (2012 - 2019), 2425 (2005 - 2012), 2426 (2011 - 2018), 2428 (2007 - 2013), 2429 (2012 - 2017), 2430 (2014 - 2018), 3026 (2016 - 2019), 3030 (2016 - 2019), Ônibus O500 (2004 - 2013), OF1519 (2012 - 2019), OF1621 (2013 - 2023), OF1721 (2012 - 2019), OH1518 (2007 - 2010), OH1519 (2012 - 2018), OH1621 (1997 - 2005)



5.50 bar 24 mm M12 x 1,5 Int

8090

ORIG. A384.545.77.09 A693.545.77.09

→ MERCEDES-BENZ Ônibus e caminhões



1.00 bar



24 mm
M12 x 1,5 Int.

8091

ORIG. A693.545.75.09

→ MERCEDES-BENZ 1215-C, 1318, 1618-M, 1718, 1718-M, 1720, 1938, 1944, L-1620, LS-1634, Atego: 2423, 2425, 2426, 2428, 2429, Atron: 1635, 2324, Axor: 2533, 2535, 2536, 2540, 2541, 2544



5.50 bar



24 mm
M12 x 1,5 Int.

8092

ORIG. 2R0.947.561.B

→ VW Caminhões



0.4 bar



24 mm
1/4" x 18 NPTF

8093

ORIG. 2R0.947.561.A

→ VW Caminhões



4.50 bar



24 mm
1/8" x 27NPTF

8094

ORIG. 2R0.947.561

→ VW Constellation: 13-190, 15-190, 17-330, 19-330, 24-330, 19-390, 25-390, 26-390, 19-420, 25-420, 26-420



5.50 bar



24 mm
1/8" x 27NPTF

8095

ORIG. A004.545.54.14

→ MERCEDES-BENZ Atego: 1315, 1419, 1726, 1719, 1725, 1726, 1729, 1730, 2425, 2428, 2429, 2430, 3026, 3030, Axor: 3340, 3344, 4140, 4144, 2040, 2535, 2536, 2540, 2644, 2640, 2641, 2644, 2533, 2536, Actros: 2548, 2648, Ônibus (válvula protetora 04 circuitos), OH1623, OH1622, 0400, 0500 (válvula APU)



5.50 bar




27 mm
M12 x 1,5

8096

ORIG. A004.545.55.14 - A006.545.11.14

→ MERCEDES-BENZ Ônibus e caminhões, Actros, Antos, Arocs, Atego, Axor, Eonic



6.5 bar



27 mm
M12 x 1,5

8097

ORIG. 1594040, 1622986, 20382508

→ VOLVO Caminhões FH



5.4 bar



27 mm
M16 x 1,5 Cônica

8098

ORIG. 20493671, 40218901, 5010360731

→ VOLVO Caminhão VM



5.1 bar



27 mm
M16 x 1,5

8099

ORIG. 20493673, 40218902, 5010360730

→ VOLVO Caminhões VM



0.70 bar



27 mm
M16 x 1,5

8511



ORIG. 234736
→ SCANIA 111



8512



ORIG. 314572
→ SCANIA 112 - 10 Marchas até 1991



8513



ORIG. 370710
→ SCANIA 113



8514



ORIG. 84220-98001
→ TOYOTA Bandeirante, Pick-Up, Jeep

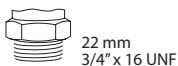


8515



ORIG. 6010004448000, 22941,
2RP.927.145, 7149153, A001.545.04.09,
2RP.927.145

- **AGRALE** Volare (A8, W8)
- **EATON** Caixas: FS4205A, FS 4205B, FS5106A, FS5205A, FS5306A, FS5406B, FS6206A, FS6305B, FS6306A, FS6306B, FSB5305D, FSB5406A, FSB6406A, FSB06406A, FSB08406A, FSO4405B, FSO4405C, FSO4505A, FSO6406A, FTS1608LL, RTLO12913A
- **FORD** Caminhão Cargo 1618, Ônibus: 1618
- **IVECO** Ônibus: CC118E20, CC170E220, Daily 70C16, caminhões Eurocargo (120E15, 140E18, 160E21, 160E23, 170E22, 230E24, 260E25)
- **JACTO** Pulverizadores
- **MERCEDES-BENZ** L1621, L2318, L2418, LK1721.
- **VW** Caminhão 16-180, Ônibus: 16-180, 16-210, 17-210, 17-240, 18-310



8516



ORIG. 1010127, BH1X.7E194.AA,
42531807, 503356283, 1662939,
3197870, 21265985, 2T0.919.823,
2T2.919.457.A, 2T2.919.457.B,
0501.210.058, 0501.331.660

- **EATON**
- **FORD** Cargo 2622 E, 2623, 2628 E, 2629, 1932 E, 2632 E, 3132 E, 1933, 3133
- **INTERNATIONAL** 9800i
- **IVECO** Eurocargo 260E25, Eurotech 450E37, Stralis, Stradale 240E25S, Tector, Trakker
- **MAN** 15-190 EOD, 17-230 EOD, 17-260 EOD, 17-280, 17-330, 19-330, 19-400, 24-280, 24-330, 25-390, 25-400, 26-280, 26-400, 31-280, 31-330, 31-400
- **MERCEDES-BENZ** O 400 SER, O 400 RSD, O 500 R, L 1728, OF 1730, OF 1732, IBC 1830, IBC 1833, Atron 1635, 2423 K
- **SCANIA** F-95
- **VOLVO** VM 260, VM 270, FH 12, NH 12
- **VW** Caminhões: 8-160E, 18-310, 19-320, 19-320E, 25-320E, 31-320E, 31-320, 19-370, 25-370, 31-370
- **ZF**



8517



ORIG. 2S2.945.515
→ **VW** Constellation Euro 3, 13-180E, 15-180E, 24-250E, 26-260E, 31-260E, 17-320E, 19-320E, 24-320E, 25-320E, 19-370E, 25-370E, 26-370E, 31-320E, 31-370E, 17-250E, Constellation Euro 5, 13-190E, 14-190E, 15-190E, 17-190E, 17-230E, 23-230E, 17-260E, 24-260E, 17-280E, 24-280E, 31-280E, 17-330E, 19-330E, 24-330E, 25-330E, 26-330E, 31-330E, 19-390E, 25-390E, 26-390E, 31-390E, 19-420E, 25-420E, 26-420E



8518



ORIG. 20593416, 20593412
→ **VOLVO** Caminhões



8519



ORIG. A006.545.54.14, 2R0.919.823,
0501.398.870, 0501.215.905,
0501.210.302

- **MERCEDES-BENZ** Accelo 815, Accelo 1016
- **VW** 9-150, 10-160
- **ZF** Caixas 5S-580TO, 5S-420



8520



ORIG. A005.545.00.14
A006.545.48.14, 0501.210.295
→ **MERCEDES-BENZ** Ônibus LO 914 e caminhão 712C, 914C, 1215C
→ **ZF** caixa 5S-42



8521



ORIG. A000.545.72.06, 0501.311.811, 0501.331.665, 0768.300.314

→ **MERCEDES-BENZ** Ônibus O-400, O-400 SER/RSD, O-500R

→ **ZF** Caixa ZF 8 S-180, S6-1550



8522



ORIG. 1662906

→ **VOLVO** Ônibus e caminhões



8523



ORIG. 1303470

→ **SCANIA** R770, R780, RP831, RBP831



8525



ORIG. A001.545.54.09 A001.545.91.09

→ **MERCEDES-BENZ** Bloqueio da partida caminhões



8526



ORIG. A001.545.16.09 A001.545.46.09 A001.545.73.09 A002.545.01.09

→ **MERCEDES-BENZ** Atego (1729, 2429), Atron (2729), Axor (1933, 2533), Caixas: G 100-2, G 131-9, G 141-9, G 181-9, G 210-16, G 211-16, G 221-9, G 230-16, G 231-16, G 240-16, G 260-16, Ônibus: caixas: GO 170, GO 190, GO 210, GO 230, GO 4/160



8527



ORIG. 1303471

→ **SCANIA** L3 113E, caminhões



8528



ORIG. A000.545.03.64 A000.545.26.14, 2T2.919.457, 2V5.919.457A

→ **MERCEDES-BENZ** Ônibus O-500R, OF 1732, O-400 SER/RSD, OF 1417, OF 1418, OF 1721, caminhão L 1718

→ **VW** 19-370, 25-370, 21-370

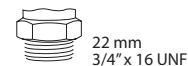


8529



ORIG. 8880315, BH3X.15520.BA, A000.261.04.91 A006.545.22.14, 20520194

→ **VOLVO** VM270 (após 2011), VM23 210 (2005 - 2011), VM23 240 (2005 - 2011), VM17 210 (2003 - 2005), VM17 240 (2003 - 2005)



8530



ORIG. PRC2911

→ LAND ROVER Defender, Discovery 1 e 2



8531



ORIG. 1303472

→ SCANIA 113



8532



ORIG. A001.545.84.09, 1472739

→ MERCEDES-BENZ (Bloqueio diferencial) Caminhões

→ SCANIA 114, 124, 144



8533



ORIG. 20853480

→ VOLVO Caminhões



8534



ORIG. 1232373, 1447974, 500056811, 42531808, 42555374, 42560500, A002.545.05.09, 1378644, 1387100, 1420005, 1423971, 1423974, 1423976, 1423977, 1472739, 22354201, 3197871, 22194568, 2T2.919.457.B, 0501.216.474, 0501.219.856, 0501.210.059, 0501.215.297

→ DAF 65 CF, CF 65, CF 75 /IV, CF 85 /IV

→ FORD Cargo C2842

→ IVECO Cursor, Eurocargo, Eurotech, Eurotrakker, Trakker, Powerstar, Stralis, Tector, Tector Stradale, ônibus

→ MAN 15-190, 17-230, 17-260, 17-280, 24-280, 26-280, 31-280, 25-390, 19-400, 25-400, 26-400, 31-400, TGX

→ MERCEDES-BENZ O-400 RSE, O-400 RSD, O-500 R, L1728, OF 1417, OF 1418, OF 1620, OF 1721, OF 1730, OF 1732, IBC 1833, IBC 1830, Axor

→ SCANIA Serie 4, G230, G270, G310, G340, G360,

G380, G410, G420, G450, P230, P250, P270, P280, P300, P310, P320, P340, P360, P380, P400, P410, P420, P450, P470, P480, P500, P560, P580, P620, R230, R270, R310, R340, R360, R380, R400, R410, R420, R440, R450, R470, R480, R500, R560, R580, R620

→ VOLVO Caminhões VM, FH 12, FH 16, FL 7, FE, FM 9, FM 10, FM 12, NH 12. Ônibus B7 FB

→ VW Delivery 10-160, Constellation 19-320, 17-330, 19-330, 24-330, 17-370, 25-370, 31-370, 19-390, 25-390, 26-390, 19-420, 25-420, 26-420

→ ZF Caixas ZF S6-1550, S5-680 SSO, 9S 110 TD, 9S 1310 TD, 9S-1310 TD, 9S 1315 TD, 12AS 1930 TD, 16AS 1930 TD, 16AS-2630 TO, 16S 1455 TD, 16S 1650, 16S 1685 TD, 16S 221, 16S 2280 TO, 16S 2180 TO, 16S-2520 TO, 16S-2521 TO, 16S-2525 TO, 16S-2320 TD, 6S-240 V, 6S-1010 BO, 6S-1000 TO, 6S 1000 BO, 6S 480 VO



8535



ORIG. A001.545.57.09

→ MERCEDES-BENZ Bloqueio de diferencial, tomada de força, interruptor de neutro, tração do eixo dianteiro



8536



ORIG. 250.941.503

→ VW 13150 (2004 - 2008), 17210 (2004 - 2007), 14220 (2004 - 2008), 13190 (2004 - 2006), 15190 (2004 - 2007), 23210 (2004 - 2006), 23220 (2004 - 2006), Worker 17230 (após 2012), 17180 (2006 - 2012), 17220 (2006 - 2012), 24220 (2006 - 2012), 17250 (2003 - 2012), 23250 (2006 - 2019), 24250 (2006 - 2019), Constellation 24280 (após 2012), 17280 (após 2012), 30280 (após 2019), 17230 (2015 - 2018), 23230 (2014 - 2019), 17190 (2015 - 018), 13190 (2012 - 2018), 15190 (2012 - 2018), 13180 (2010 - 2018), 15180 (2006 - 2012), 17250 (2005 - 2014), 24250 (2005 - 2014)



8537



ORIG. 15598481, 8155984810

→ GM Tração do eixo dianteiro, S-10 Cab. Dupla 4x4 (1999 - 2011), S10 Cab. Estendida 4x4 (1999 - 2011), S10 Cab. Simples (1999 - 2011), Blazer 4x4 (1999 - 2011)

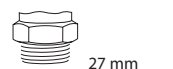


8538



ORIG. 1767264

→ SCANIA Caminhões Série P, G, R, T. Ônibus Série F, K, N. Tomada de força EK 730, EK 740



8542



ORIG. BH1X.4S062.AA

→ FORD Cargo



8543



ORIG. A001.545.49.09 A001.545.18.09
A001.545.84.09 A002.545.05.09

→ MERCEDES-BENZ Bloqueio do diferencial, tomada de força, Ônibus e caminhões



8544



ORIG. A001.545.50.09

→ MERCEDES-BENZ 710 (1995 - 2007), 712 (1992 - 1996), 1214C (1997 - 2005), 1214K (1997 - 2005), 1215C (1999 - 2005), 1318 (2003 - 2004), 1418E (2000 - 2002), 1420 (200 - 2005), 1714K (1991 - 2001), 1718 (1990 - 2000), 1718A (1991 - 1993), 1718K (1990 - 2000), 1718M (2001 - 2005), 1718 M96 (2000 - 2002), 1720 (1984 - 2005), 1723 (1998 - 2005), 1728 (2003 - 2006), 1938S (2000 - 2005), 1944S (2001 - 2005), 2038S (1991 até 1996), 2418 (1991 - 2001), 2423K (1999 - 2009), 2428 (2001 - 2006), 2638 (1997 - 2005), 2638S (1995 - 1999), 2726 (2008 - 2011), 2726K (2008 - 2011)



8545



ORIG. A674.545.00.11

→ MERCEDES-BENZ (Bloqueio diferencial) Caminhão e ônibus



8547



ORIG. RE12411, MIA881067

→ JOHN DEERE 5045E, 5055E, 5065E, 5075E, 5100E, 5303, 5325, 5403, 5420N, 5425, 5520N, 5525, 5625, 5725, 6115D, 6125D, 6130D



8548



ORIG. 3197872

→ VOLVO Bloqueio de diferencial FH, FM, FMX, NH



8550



ORIG. 3181941

→ VOLVO Bloqueio de diferencial, caminhões FH, FM, FMX, NH 9/10/11/12/13/16, F, FL, FE, FM, Ônibus B 5/6/7/8/9/11/12/13

→ RENAULT TRUCKS Midlum /II /DXi 5/7, Premium II TR/PR/ DXi 7, Magnum DXi 12/13, D/C/T



8551



ORIG. 3197873

→ VOLVO Bloqueio do diferencial, caminhões e ônibus, FH 12 (1993 - 2005), FH 16 (1993 - 2006), FM 9 (2001 - 2005), FM 10, FM 12 (1998 - 2005), NH 12 /BR, FM 7, B 12 B; B 12 M

→ RENAULT TRUCKS Premium II TR/PR/ DXi 7, Kerax DXi 11/13, D/C/K/T



8555




ORIG. RE46534A

→ JOHN DEERE Bloqueio de partida Trator, Colheitadeira, Pulverizador, Retroescavadeira, Pá-carregadora



9001



ORIG. 96FP.3N824.BA F3TZ.3N824.A, ESTZ.3N824.A F37A.3N824.AA 94BP.3N824.AA, 026.919.081.2

→ **FORD** Courier (1997 - 2012), Ecosport (2003 - 2012), Fiesta (1994 - 2012), Focus (2003 - 2009), Ka (1997 - 1999), Mondeo (1996 - 2005), Ranger, Escort

→ **VW** Gol, Parati, Voyage, Saveiro, Logus, Pointer, Santana



27 mm
3/8" x 24 UNF

9002



ORIG. 1JO.919.081, 6NO.919.081A

→ **VW** Gol, Parati, Saveiro, Golf, Bora, Jetta, New Beetle

→ **AUDI** A3, TT

→ **VW** Número original 6NO.919.081A foi substituído por 1JO.919.081. É necessário trocar o plugue.



22 mm
M10 x 1,0

9003



ORIG. 4015.10, 7700435692


→ **PEUGEOT** 206 1.0

→ **RENAULT** Scenic, Clio, Sandero, Kangoo, Logan, Megane, Duster, Symbol



24mm
7/16" x 20 UNF

9004




ORIG. 98AB.3N824, 1W4Z.3N824.DA

→ **FORD** Focus



17 mm
M12 x 1,75

9005



ORIG. 96.778.096.80, 4015.08


→ **CITROEN** Xsara, Xsara Picasso, C3, C3 Picasso, Aircross, C5, Xantia, Berlingo

→ **PEUGEOT** 306, 406



22 mm
M12 x 1,25

9006



ORIG. 4015.09, 9677899580

→ **PEUGEOT** 206, 207, 306, 307, 308, 406, Partner, Hogar

→ **CITROEN** C3, C4, C5, C8, AirCross, Picasso, Berlingo, Xantia



22 mm
M12 x 1,25

9007



ORIG. 7700413763, 7700435692

→ **RENAULT** Scenic, Clio, Sandero, Kangoo, Logan, Megane, Duster, Symbol



24mm
7/16" x 20 UNF

9009



ORIG. 56490-PLA-A51

→ **HONDA** Civic (2003 até 2011), Accord (2008 até 2011)



19 mm
M10 x 1,25



INTERMEC
AUTOMOTIVE



Certificação ISO 9001


Desde 2012 auditada e certificada encontrando-se em conformidade com os requisitos da norma ISO 9001:2015



Contato



 intermecautomotive

 (19) 93618-0647
(19) 3802-3131

LOCAL

Rua Rota dos Imigrantes, 2249
Holambra SP • CEP 13.825-067

www.intermecautomotive.com.br